

RACY?

How the normal conventions of the peer review process are being challenged by a team of global warming scientists, with the willing participation of the International Journal of Climatology (IJC), Glenn McGregor. The article and publishing a paper that attempted to rebut a ... [which] had shown that the IPCC models that predicted ... largely disagreed with the observational data." [147]

editorials critical of the IPCC. lead author (CLA) of the ... pre-publication copies, and e-mail their CLA's to join a campaign

letter to New Scientist, signed by as ... response. I think we ought to say that ... tered down by the review process or ... vary." [1173359793.txt]

... later, New Scientist publishes ... IES: "New Scientist was good. Gavin ... ly dismissive of the contrarians on ... 6790.txt]

ICAL SOCIETY

... Geophysical Research Letters, ... a journal of the Royal ... TER is opposed to disclosing all

... w editor of Weather. I've ... Chief Exec. If I don't get him to ... more papers to any RMS ... he RMS." ... ure authors to make ALL data ... rom all intermediate ... further papers to RMS journals."

... ries in ... st 150 ... d the ... ble..." [... 85.txt]

... s to try and recreate CRU's own results produced by ... 's code, and the people who developed it and the models, ... backbone of peer reviewed science. CRU's peer ... ed on results the CRU can not duplicate. From Batch-After

Aug 5, 2009

ENSURING FAVORABLE REVIEWS

JONES and FOSTER (copies to TRENBERTH, MANN, SALINGER, SCHMIDT, and others) discuss FOSTER'S recommendations for reviewers the Journal of Geophysical Research requires for a paper he's submitted. They recommend colleagues who "know the sorts of things to say," despite JGR's rules (actually quoted in the e-mail) prohibit this. See [WEGMAN REPORT 14Jul2006].

FOSTER: "3) Suggested Reviewers to Include

"Please list the names of 5 experts who are knowledgeable in your area and could give an unbiased review of your work. **Please do not list colleagues who are close associates, collaborators, or family members** (this requires name, email, and institution)."

- "Tom Wigley [1]wigley@xxxxxxxxxxx> NCAR
- "Ben Santer [2]<santer1@xxxxxxxxxxx>> Lawrence Livermore
- "Mike Wallace [3]<wallace@xxxxxxxxxxx>> U Washington...
- "Dave Thompson [4]<store@xxxxxxxxxxx>> Col State Univ.
- "Dave Easterling [5]<David.Easterling@xxxxxxxxxxx>> NCD C"

JONES: "Agree with Kevin that Tom Karl has too much to do. Tom Wigley is semi retired and like Mike Wallace may not be responsive to requests from JGR. We have Ben Santer in common. I Dave Thompson is a good suggestion. I'd go for one of Tom Peterson or Dave Easterling. To get a spread, I'd go with 3 US, One Australian and one in Europe. So Neville Nicholls and David Parker. **All of them know the sorts of things to say - about our comment and the awful original, without any prompting.**" [1249503274.txt]

Sep 29, 2009

MANN; MCINTYRE NOT TO BE TRUSTED; EVEN PEER REVIEWED WORK WILL ONLY BE PUBLISHED IN "DISCREDITED" JOURNAL

MANN to Revkin (NY TIMES): "[M]ore likely he [McIntyre] won't submit for peer-reviewed scrutiny, or if it does get his criticism published it will be in the discredited contrarian home journal 'Energy and Environment.'" "A necessary though not in general sufficient condition for taking a scientific criticism seriously is that it has passed through the legitimate scientific peer review process. [T]hose such as McIntyre who operate almost entirely outside of this system are not to be trusted." [1254259645.txt]

Oct 5, 2009

WIGLEY: BRIFFA IS IN A MESS OVER YAMAL

Immediately after the Yamal issue breaks, WIGLEY admits BRIFFA is going to have a tough time explaining his way out of it: WIGLEY: "But Keith does seem to have got himself into a mess." "[H]ow does Keith explain the McIntyre plot that compares Yamal-12 with Yamal-all? And

Oct 28, 2009

FRUSTRATE SKEPTICS' PEER REVIEW BIDS: MISSION ACCOMPLISHED

"How to Manufacture a Climate Consensus" by Patrick J. Michaels: "People who didn't toe Messrs. Wigley, Mann and Jones's line began to experience increasing difficulty in publishing their results. This happened to me [Patrick J. Michaels] and to the University of Alabama's Roy Spencer, who also hypothesized that global warming is likely to be modest. Others surely stopped trying, tiring of summary rejections of good work by editors scared of the mob." [79]

FROM: "More evidence of gatekeeping" by Bishop Hill: "It is exactly as we feared. If [Arthur Rorsch] were to submit an article from a friendly colleague who wanted to publish in a scientific journal, we would always get a rejection; without proper argumentation. I was not the only Dutch researcher that happened to. Climate skeptics everywhere ran into brick walls." [85]

JONES: "You are probably aware of this, but the journal *Sonja* edits [Energy & Environment] is at the very bottom of almost all climate scientists lists of journals to read. It is the journal of choice of climate change skeptics and even here they don't seem to be bothering with journals at all recently." [1256765544.txt]

Oct 12, 2009

TRENBERTH: WHERE THE HECK IS GLOBAL WARMING?

TRENBERTH discusses the BBC's October 9 article, and not only confirms warming has stopped for 10-12 years [see {JONES 5Jul2005} and {KELLY 26OCT2008}], but that this was not predicted by any of the models. His explanation for the failure: The data are wrong:

TRENBERTH: "Well I have my own article on where the heck is global warming? We are asking that here in Boulder where we have broken records the past two days for the coldest days on record... The high the last 2 days was below 30F and the normal is 69F, and it smashed the previous records for these days by 10F!... This is [January [winter] weather [in early autumn]."


"The fact is that we can't account for the lack of warming at the moment and it is a travesty that we can't. The CERES data ... shows there should be even more warming; but the data are surely wrong. Our observing system is inadequate." [125535257.txt]

This is the kind of bankrupt logic and blind faith we now see masquerading as rational science.

Are we to believe that temperature data collected by 30-year old instruments in the 1980s, upon which the Anthropogenic Global Warming enterprise was based, is more reliable than that collected by billions of dollars worth of new land, oceanic, air and space instruments (i.e. the "observing system") because their data does not show warming? Are we to believe that after decades of technological advancement, our temperature readings now are less reliable than those of yore?

Alternatively, and more likely, the entire CO2/man-made global warming, or AGW, theory is wrong. Science has a rule: "If the theory doesn't fit the data, get another theory!"





RY_READ_ME.txt' it's clear the CRU's files were a mess. The guesswork he's doing. His comments suggest the problems go's leading climate research agency " [21]

duct is produced by Delaunay triangulation - apparently useless. It also means that we cannot say exactly how late for me to fix it too. Meh.

ever I look, there are data files, no info about what they are other attempted. Eeeek.

g the inherited program suite

nd I immediately found a mistake! ... a loop that, for completely order?!!

g COBAR AIRPORT AWS (data from an Australian ing seriously fed up with the state of the Australian any changes that aren't documented.

... Aarrggghhh! There truly is no end in sight.

pposed, I can make it up. So I have :-)

o assign false WMO (World Meteorological i dealing with a 'Master' database of dubious provenance ... WMO possible, and turn the rest into new stations ... In other sticed, and good databases to become bad... ough it was done, I'm hitting yet another problem that's usuly close to giving up, again.

of Climatology] again. Noticed that the limit for SD when PJ [JONES] to say we shouldn't be excluding stations - Mitchell & Jones 2005! So there you go.

-HELL] labyrinthine software suites - let's have a go at er our standard of living to 'fix' the climate? Are they insane? [21]

how does he explain the apparent 'selection' of the less well-replicated chronology rather than the later (better replicated) chronology?... Perhaps these things can be explained clearly and concisely - but I am not sure Keith [Briffa] is able to do this as he is too close to the issue and probably quite pissed of [sic].

And the issue of with-holding data is still a hot potato, one that affects both you and Keith (and Mann). Yes, there are reasons - but many "good" scientists appear to be unsympathetic to these. The trouble here is that with-holding data looks like hiding something, and hiding means (in some eyes) that it is bogus science that is being hidden.

"I think Keith needs to be very, very careful in how he handles this. I'd be willing to check over anything he puts together." [1254756944.txt]

Oct 27, 2009

MANN ON YAMAL: IT ISN'T ABOUT TRUTH

MANN to JONES: "As we all know, this isn't about truth at all, its about plausibly deniable accusations." [1256735067.txt]

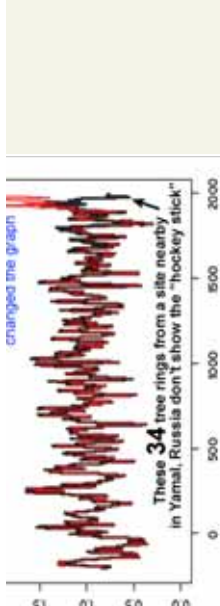
Oct 6, 2009

JONES: CRU TEMPERATURE DATA IS BETTER THAN THE NASA GISS DATA

JONES tells WIGLEY why he believes UK's CRU temperature record and data are more accurate than HANSEN'S GISS record at NASA.

As explained on watsupwiththat.com: "Many of [JONES] points about problems with the NASA GISS products we've covered here on WUWT and at Climate Audit." "Here's the thing, we've seen the problems with CRU's temperature series in the code already. If Dr. Jones is aware of those problems, and he thinks GISS is inferior, well then, wow, just how bad is GISS?" [30] (Also see [50])

JONES: "GISS is inferior - not just because it doesn't use back data. They also impose some unreasonably adjustment which is based on population/night lights which I don't think is very good. Their gridding also smooths things out. Putting all three together for land only though they look similar at decadal timescales. GISS does have less year-by-year variability - when I last looked." [1254850534.txt]



Sep 26, 2009

MCINTYRE EXPOSES BRIFFA'S YAMAL

After trying for 3 years, MCINTYRE finally obtains, by luck, the Yamal tree ring measurement data used by BRIFFA (see [BRIFFA 2000]). [45] He discovers BRIFFA only used 12 cores. Furthermore, he finds that only one freak tree of the 12 created the hockey stick! If that tree is removed from the equation, the hockey stick disappears, and when a larger sample is used -- the 34 cores in the Schweingruber Yamal dataset -- the result is cooling, as shown in the graph. [26]

Dec 10, 2008

JONES: I'M NOT TO DELETE E-MAILS; FOI COMMISSIONER: FOI DOESN'T APPLY TO IPCC

JONES: "Haven't got a reply from the FOI person here at UEA. So I'm not entirely confident the numbers are correct. One way of checking would be to look on CA, but I'm not doing that. I did get an email from the FOI person here early yesterday to tell me I shouldn't be deleting emails unless this was 'normal' deleting to keep emails manageable. McIntyre hasn't paid his £10, so nothing looks likely to happen re his Data Protection Act email. Anyway requests have been of three types - observational data, paleo data and who made IPCC changes and why. Keith has got all the latter - and there have been at least 4. We made Susan aware of these - all came from David Holland. According to the FOI Commissioner's Office, IPCC is a international organization, so is above any national FOI. Even if UEA hold anything about IPCC, we are not obliged to pass it on, unless it has anything to do with our core business - and it doesn't!" [1228922050.txt]

Nov 8, 2009

"GLOBAL WARMING ATE MY DATA"

Faced with pressure to release data, the CRU Web site claims CRU no longer has the original, only its "value-added version" [29], evoking scorn.

"The world's source for global temperature record admits it's lost or destroyed all the original data that would allow a third party to construct a global temperature record. The destruction (or loss) of the data comes at a convenient time for the Climatic Research Unit (CRU) in East Anglia - permitting it to snub FOIA requests to see the data.

"The CRU has refused to release the raw weather station data and its processing methods for inspection - except to hand-picked academics - for several years. Instead, it release a processed version, in gridded form. NASA maintains its own (GISSTEMP), but the CRU Global Climate Dataset is the most cited surface temperature record by the UN IPCC. So any errors in CRU cascade around the world, and become part of 'the science.'" [28]

Aug 20, 2009

JONES: UK CLIMATE INSTITUTIONS COORDINATING RESISTANCE TO FOI REQUESTS USING EXCEPTIONS ADVISED BY INFORMATION COMMISSIONER

JONES: Keith/Tim still getting FOI requests as well as MOHC and Reading. All our FOI officers have been in discussions and are now using the same exceptions not to respond - advice they got from the Information Commissioner.... The FOI line we're all using is this. IPCC is exempt from any countries FOI - the skeptics have been told this. Even though we (MOHC, CRU/UEA) possibly hold relevant info the IPCC is not part our remit (mission statement, aims etc) therefore we don't have an obligation to pass it on." [1219239172.txt]

Dec 3, 2008

JONES: UEA IS ON BOARD TO IGNORE FOI REQUESTS FROM MCINTYRE

JONES: I DELETED LOADS OF E-MAILS 2 MONTHS AGO

JONES: "When the FOI requests began here, the FOI person said we had to abide by the requests. It took a couple of half hour sessions - one at a screen, to convince them otherwise showing them what CA [climateaudit.org] was all about. Once they became aware of the types of people [McIntyre] we were dealing with, everyone at UEA (in the registry and in the Environmental Sciences school - the head of school and a few others) became very supportive. I've got to know the FOI person quite well and the Chief Librarian - who deals with appeals..

"The inadvertent email I sent last month has led to a Data Protection Act request sent by a certain Canadian [McIntyre], saying that the email maligned his scientific credibility with his peers! If he pays 10 pounds (which he hasn't yet) I am supposed to go through my emails and he can get anything I've written about him. About 2 months ago I deleted loads of emails, so have very little - if anything at all." [1228330629.txt]

May 29, 2008

JONES: EVERYONE DELETE E-MAILS RELATED TO IPCC AR4

In an e-mail regarding "IPCC & FOI", JONES instructs MANN to delete e-mails related to the IPCC AR4 (2007). GENE, KEITH and CASPAR are to do the same. JONES' request is after the formal FOI request of May 5, 2008 and discussions with UEA's FOI officer on May 9, 2008.

JONES: "Mike, Can you delete any emails you may have had with Keith re AR4? Keith will do likewise. He's not in at the moment - minor family crisis. Can you also email Gene and get him to do the same? I don't have his new email address. We will be getting Caspar to do likewise."

MANN: "I'll contact Gene about this ASAP. His new email is: gene.wahl@xxxxxxxxxxx.xx" [1212063122.txt]

REQUEST TO CRU FOR AR4 INFO

d, an engineer seeking information ors, reviewers and editors of AR4 X07 report) discharge their duties. 21 request to CRU (whose OSBORN were lead authors of the proceeds as follows: May 6 - CRU ment; June 3: CRU Refusal 4: Holland Appeal; June 20: CRU Appeal. [24]

CC AR4 FOI REQUESTS

ou can delete this also, but this is the person file Keith [BRIFFA] and Tim Ch 6 of AR4 (IPCC 2007). and this." [1210367056.txt]

ORCES ME TO DISCLOSE

re National Laboratory says uests from MCINTYRE and requests. A few days later management does not

e such data requests in the with computer browsers.

be consulting LLNL's Legal
how the DOE and LLNL
s that we receive from
ests will be forthcoming..."
management will provide me
at, I'm fully prepared to seek
0629.txt).

Sep 27, 2009
WIGLEY: IT WOULD BE GOOD TO REMOVE PART OF THE 1940
WARMING BLP

After 1940, the Earth cooled though CO2 went up -- in contradiction of
AGW theory. 1940 has now been a thorn for 11 years (see CRU
SOFTWARE 7.Sep.1.998). WIGLEY: "It would be good to remove at least part
of the 1940s blip, but we are still left with why the blip." [1254108338.txt]

Nov 6, 2009
WIGLEY: SINCE 1980 LAND WARMING DOUBLE THAT OF OCEAN
WIGLEY: "We probably need to say more about this. Land warming since 1980
has been twice the ocean warming -- and skeptics might claim that this
proves that urban warming is real and important." [1257546975.txt]

Jan 2008

Apr 2008

Jul 2008

Oct 2008

Jan 2009

Apr 2009

Jul 2009

Oct 2009

Jan 2010

ERRORS IN GISS DATASET, HANSEN ADMITS
TEST YEARS IN 20TH CENTURY
ers in the GISS data forcing HANSEN "to publish
temperatures to show that the hottest years of the
1990s, as Hansen had claimed, but in the 1930s
missions of the post-war economic boom]...
computer analyst, had noticed that Hansen had
global temperature figures downwards by as much as
10 figures upwards. Further doubts about the
when Hansen announced that October 2008 was
widespread evidence of plummeting temperatures.
and Anthony Watts, a US meteorologist, showed
wards from Russia and elsewhere had not been based
ved its figures once more, explaining that the
ned by another body." [51]

Oct 9, 2009
BBC: WHAT HAPPENED TO GLOBAL WARMING?
"For the last 11 years we have not observed any increase in global
temperatures. And our climate models did not forecast it, even though
man-made carbon dioxide, the gas thought to be responsible for
warming our planet, has continued to rise." [42]

Jan 17, 2010
TIMESONLINE.CO.UK: WORLD
MISLED OVER HIMALAYAN
GLACIER MELTDOWN [174:1]
Dec 7, 2009 - Dec 18, 2009
IPCC COPENHAGEN CONFERENCE
Dec 5, 2009
TIMESONLINE.CO.UK: UK MET OFFICE TO COMMENCE 3 YEAR PROJECT TO
RE-EXAMINE 160 YEARS OF CLIMATE DATA
[NOTE: This requires the original raw data, which the CRU claims to have destroyed.]
"The Met Office plans to re-examine 160 years of temperature data after admitting that public
confidence in the science on man-made global warming has been shattered by leaked e-mails.
The new analysis of the data will take three years, meaning that the Met Office will not
be able to state with absolute confidence the extent of the warming trend until the end of 2012.
"The Met Office databases is one of three main sources of temperature data analysis on which
the UN's main climate change science body relies for its assessment that global warming is a
serious danger to the world. This assessment is the basis for next week's climate change talks in
Copenhagen aimed at cutting CO2 emissions.
"The Government is attempting to stop the Met Office from carrying out the re-
examination, arguing that it would be seized upon by climate change sceptics.
"The Met Office works closely with the University of East Anglia's Climatic Research Unit (CRU),
which is being investigated after e-mails written by its director, Phil Jones, appeared to show an
attempt to manipulate temperature data and block alternative scientific views.
"The Met Office's published data showing a warming trend draws heavily on CRU analysis.
CRU supplied all the land temperature data to the Met Office, which added this to its own
analysis of sea temperature data." [31]

Oct 26, 2008
HOW TO HIDE 10 YEARS OF RECENT COOLING:
DONT SHOW IT
KELLY to JONES: "Just updated my global temperature
trend graphic for a public talk and noted that the level has
really been quite stable since 2000 or so and 2008 doesn't
look too hot." Later: "Yeah, it wasn't so much 1998 and all
that that I was concerned about, used to dealing with that,
but the possibility that we might be going through a longer -
10 year - period of relatively stable temperatures beyond
what you might expect from La Nina etc. Anyway, I'll maybe
cut the last few points off the filtered curve before I give the
talk again as that's trending down as a result of the end
effects and the recent cold-ish years." [1229026120.txt]

Oct 12, 2009
ADMISSION: THE SUN AND/OR EL-NINO DRIVE CLIMATE
SCHNEIDER: "As we enter an El Nino year and as soon [sic], as the
sunspots get over their temporary-presumed-vacation...
there will likely be another dramatic upward spike like 1992-2000."
[125550975.txt]
Note the conditional "likely," meaning no spike is also possible.
When it comes to driving temperatures, the Sun is given credit.

Nov 17, 2009
CRU DOCUMENTS MADE PUBLIC ON THE INTERNET [167:2]
Nov 13, 2009
UEA DENIES MCINTYRE'S FOI REQUEST
"[T]he Director of Information Services at the University of East Anglia [sends a letter]
to Steve McIntyre refusing his request for temperature data under the UK's version of
the Freedom of Information Act. The timing of the denial, which was a day after the last
email in the Climategate files, and the fact that the files were titled FOIA.zip and
FOI2009.zip... provides [sic] a striking indication to the impetus of the leak." [167:3]

Oct 14, 2009
WIGLEY: MANY DISHONEST IPCC PRESENTATIONS
While JONES MANN, TRENBERTH, KARL, HANSEN, SANTER,
and others discuss the BBC article, WIGLEY rebukes MANN for
producing a deceptive chart, and notes dishonest presentations by
individual authors and the IPCC.
WIGLEY: "The Figure you sent is very deceptive. As an example,
historical runs with PCM look as though they match observations -- but
the match is a fluke. PCM has no indirect aerosol forcing and a low
climate sensitivity -- compensating errors. In my (perhaps too harsh)
view, there have been a number of dishonest presentations of
model results by individual authors and by IPCC. This is why I
still use results from MAGICC to compare with observed temperatures. At
least here I can assess how sensitive matches are to sensitivity and forcing
assumptions/uncertainties." [255558867.txt]

Oct 9, 2009
GREATEST ANTARCTICA ICE IN 30 YEARS; ARCTIC ICE RECOVERS
"Where are the headlines? Where are the press releases? Where is all the
attention?" "The ice melt across during the Antarctic summer (October-January)
of 2008-2009 was the lowest ever recorded in the satellite history. Such was the
finding reported last week by Marco Tedesco and Andrew Monaghan in the
journal *Geophysical Research Letters*." [87]
And in the Arctic: "Today [February 19, 2009] the National Snow and Ice
Data Center (NSIDC) admitted that they've underreported Arctic ice extent by
193,000 square miles (500,000 sq km). That's the size of 10 states!" [19]
"Arctic Sea Ice Extent exceeds 2005 for this date [September 21]." [122]

Nov 24, 2009
CEI FILES NOTICE OF INTENT TO SUE NASA GISS TO COMPLY
WITH FOI REQUESTS AND RELEASE CLIMATE DOCUMENTS
Christ Harner, for the Competitive Enterprise Institute, filed three
Notices of Intent to file Suit against NASA and its Goddard Institute for Space
Studies (GISS), for those bodies' refusal - for nearly three years - to provide
documents requested under the Freedom of Information Act. "These documents
were requested in January 2007 and NASA/GISS have refused to date to comply
with their legal obligation to produce responsive documents." [73]

2008
A: PACIFIC NOW IN ITS LONG TERM COOL PHASE
c switches to the cool phase of the Pacific Decadal
lation. The PDO is a long-term alternation of the
ic between cool and warm periods. Unlike El Niño
La Niña, which may occur every 3 to 7 years and
from 6 to 18 months, the PDO can remain in the
e phase for 20 to 30 years. The shift in the PDO can
significant implications for global climate. The Pacific
in the Oscillation's warm phase during most of
1980s and 1990s (a time when the Earth was
ming). [108] [107] (Also see (UN FAO 2001).)

Oct 26, 2008
HOW TO HIDE 10 YEARS OF RECENT COOLING:
DONT SHOW IT
KELLY to JONES: "Just updated my global temperature
trend graphic for a public talk and noted that the level has
really been quite stable since 2000 or so and 2008 doesn't
look too hot." Later: "Yeah, it wasn't so much 1998 and all
that that I was concerned about, used to dealing with that,
but the possibility that we might be going through a longer -
10 year - period of relatively stable temperatures beyond
what you might expect from La Nina etc. Anyway, I'll maybe
cut the last few points off the filtered curve before I give the
talk again as that's trending down as a result of the end
effects and the recent cold-ish years." [1229026120.txt]

Nov 17, 2009
CRU DOCUMENTS MADE PUBLIC ON THE INTERNET [167:2]
Nov 13, 2009
UEA DENIES MCINTYRE'S FOI REQUEST
"[T]he Director of Information Services at the University of East Anglia [sends a letter]
to Steve McIntyre refusing his request for temperature data under the UK's version of
the Freedom of Information Act. The timing of the denial, which was a day after the last
email in the Climategate files, and the fact that the files were titled FOIA.zip and
FOI2009.zip... provides [sic] a striking indication to the impetus of the leak." [167:3]

ICAL OF OWN WORK
p to put down a paper
I of BRIFFA's own work:
cial REALLY URGENT"
rom you... I got a paper
Journal of Agricultural
Sciences), written by a
Berkeley, that claims that
hat we use in
ression) is wrong, biased,
your **Tornetrask recon**
... if published as is,
some damage. It is also
se it is rather mathematical,
it. It won't be easy to
math appears to be
our assistance here is
4756929.txt]

Mar 31, 2004
JONES "REVIEWS" MORE PAPERS CRITICAL OF HIS OWN WORK
JONES: "Recently rejected two papers (one for JGR and for GRJ) from people saying CRU has it wrong over Siberia. Went to town in both reviews, hopefully successfully. If either appears I will be very surprised, but you never know with GRJ." [1080742144.txt]
FROM [B5]: "One of those rejected papers about Siberian temperatures may have been by me [Lars Kamefl]. The time is about right. I got it rejected because of nonsense from a reviewer and the editor saw it as an attack on him when I criticized the quality of the review. After that, I gave up the idea of ever getting something AGW critical published in a journal."

DATE ALL INVOLVEMENT RESEARCH JOURNAL
that the community should, as
justly suggested in this
date its involvement with this
research] at all levels -
and submitting, and leave it
] into oblivion and disrepute."
]

Jul 8, 2004
CONTROL PAPERS USED BY THE IPCC
JONES: "I can't see either of these papers being in the next IPCC report. Kevin and I will keep them out somehow - even if we have to redefine what the peer-review literature is!" [1089318616.txt] (Note: the papers were excluded from the IPCC report. See [81] for more about what took place.)

REALING WITH HIS OWN WORK [1077829152.txt]:
ed to review a paper for GRJ - it is absolute rubbish. It is having a go at
r - not the latest version, but the one you used in MBH98!! We added lots of data in for
Urban Warming'. So easy review to do. Sent Ben the Soon et al. paper and he
s of things. Says GRJ hasn't a clue with editors or reviewers. By chance they seem to
he one just received.

CONFIDENCE - don't email around, especially not to Keith and Tim here. Have you
only for Science that say that MBH98 [note that MBH98 is MANN'S own
estimated variability in the millennial record - from models or from some
or no will do. Tim is reviewing them - I want to make sure he takes my comments on
sky clean with discussing them with others. So forget this email when you reply."

IE MWP
: 1995 statement. See [MEDIEVAL
an he (MANN) refers to an earlier
e MWP:
d earlier point that Peck made w/

Jun 23, 2005
CONGRESS QUESTIONS IPCC ABOUT MANN'S METHODS
Joe Barton and Ed Whitfield, Chairman, Subcommittee on Oversight and Investigations, officially
raise the issue of MANN et al's "historical record of temperatures and climate change" with the IPCC
Chairman because "recent peer-reviewed articles in Science, Geophysical Research Letters, Energy &
Environment, among others, researchers question the results of this work." They state this is particularly
important because they "understand that these studies of temperature brackets (tree rings, ice cores,

Apr 12, 2006
THE WALL STREET JOURNAL, "CLIMATE OF FEAR: GLOBAL-WARMING ALARMISTS INTIMIDATE DISSENTING SCIENTISTS INTO SILENCE;" BY RICHARD LINZDEN, ALFRED P. SLOAN PROFESSOR OF ATMOSPHERIC SCIENCE AT MIT:

"Scientists who dissent from the alarmism have seen their grant funds disappear, their work derided, and themselves labeled as industry stooges, scientific hacks or worse..." "Henk Tennekes was dismissed as research director of the Royal Dutch Meteorological Society after questioning the scientific underpinnings of global warming... Respected Italian professors Alfonso Suteri and Antonio Speranza disappeared from the debate in 1991, apparently losing climate-research funding for raising questions..." "And then there are the peculiar standards in place in scientific journals for articles submitted by those who raise questions about accepted climate wisdom. At Science and Nature, such papers are commonly refused without review... However, even when such papers are published, standards shift. When I, with some colleagues at NASA, attempted to determine how clouds behave under varying temperatures, we discovered what we called an 'iris Effect'... Normally, criticism of papers appears in the form of letters to the journal to which the original authors can respond immediately. However, in this case (and others) a flurry of hastily prepared papers appeared, claiming errors in our study, with our responses delayed months and longer. The delay permitted our paper to be commonly referred to as 'discredited.' Indeed, there is a strange reluctance to actually find out how climate really behaves." [98]

Nov 15, 2005
GEOPHYSICAL RESEARCH LETTERS ... MISSION ACCOMPLISHED
MANN confirms to JONES, BRIFFA, OSBORN that the GRJ "leak has been plugged," but in an earlier e-mail the same day notes that they have a problem with the U.S. Climate Change Science Program because it allowed MCINTYRE to prominently display a poster at their recent meeting.
MANN: "I suspect that this is the first in a line of attacks (I'm sure Tom C is next in line) that will ultimately get published one way or another. The GRJ leak may have been plugged up now w/ new editorial leadership there, but these guys always have 'Climate Research' and 'Energy and Environment,' and will go there if necessary. They are telegraphing quite clearly where they are going w/ all of this." [1132094873.txt]

Jan 21, 2005
THREATEN GEOPHYSICAL RESEARCH LETTERS JOURNAL
HUGHES, MANN, WIGLEY, BRADLEY, JONES, BRIFFA and SCHMIDT discuss what to do about the journal Geophysical Research Letters (GRL), which had been printing papers they don't like. Its editor, James Saiers is subsequently ousted.
WIGLEY: "This is truly awful. GRL has gone downhill rapidly in recent years. I think the decline began before Saiers...."
"Proving bad behavior here is very difficult. If you think that Saiers is in the greenhouse skeptics camp, then, if we can find documentary evidence of this, we could go through official ... channels to get him ousted. Even this would be difficult."
MANN: "It's one thing to lose 'Climate Research'. We can't afford to lose GRL. I think it would be useful if people begin to record their experiences w/ both Saiers and potentially Mackwell [Editor in Chief, GRJ] (I don't know him—he would seem to be complicit w/ what is going on here)."
"If there is a clear body of evidence that something is amiss, it could be taken through the proper channels." [1106322460.txt]

Apr 12, 2006
THE WALL STREET JOURNAL, "CLIMATE OF FEAR: GLOBAL-WARMING ALARMISTS INTIMIDATE DISSENTING SCIENTISTS INTO SILENCE;" BY RICHARD LINZDEN, ALFRED P. SLOAN PROFESSOR OF ATMOSPHERIC SCIENCE AT MIT:

"Scientists who dissent from the alarmism have seen their grant funds disappear, their work derided, and themselves labeled as industry stooges, scientific hacks or worse..." "Henk Tennekes was dismissed as research director of the Royal Dutch Meteorological Society after questioning the scientific underpinnings of global warming... Respected Italian professors Alfonso Suteri and Antonio Speranza disappeared from the debate in 1991, apparently losing climate-research funding for raising questions..." "And then there are the peculiar standards in place in scientific journals for articles submitted by those who raise questions about accepted climate wisdom. At Science and Nature, such papers are commonly refused without review... However, even when such papers are published, standards shift. When I, with some colleagues at NASA, attempted to determine how clouds behave under varying temperatures, we discovered what we called an 'iris Effect'... Normally, criticism of papers appears in the form of letters to the journal to which the original authors can respond immediately. However, in this case (and others) a flurry of hastily prepared papers appeared, claiming errors in our study, with our responses delayed months and longer. The delay permitted our paper to be commonly referred to as 'discredited.' Indeed, there is a strange reluctance to actually find out how climate really behaves." [98]

Feb 9, 2006
MANN: USE REALCLIMATE.ORG TO COMBAT "DISINFORMATION"
MANN: "I've already given it a good go-over w/ Gavin, Stefan, and William Comenley (our internal 'peer review' process at RC), so I think its in pretty good shape." [1139504822.txt]
MANN: "Anyway, I wanted you guys to know that you're free to use RC in any way you think would be helpful. Gavin and I are going to be careful about what comments we screen through, and we'll be very careful to answer any questions that come up to any extent we can. On the other hand, you might want to visit the thread and just reply yourself. We can hold comments up in the queue and contact you about whether or not you think they should be screened through or not, and if so, any comments you'd like us to include."
"You're also welcome to do a followup guest post, etc. think of RC as a resource that is at your disposal to combat any disinformation put forward by the McIntyres of the world. Just let us know. We'll use our best discretion to make sure the skeptics don't get to use the RC comments as a megaphone." [1139521913.txt]

Dec 10, 2004
REALCLIMATE.ORG IS BORN
GAVIN SCHMIDT, MIKE MANN, ERIC STEIG, WILLIAM CONNOLLY, STEFAN RAHMSTORF, RAY BRADLEY, AMY CLEMENT, RASMUS BENESTAD, and CASPAR AMMANN establish realclimate.org, described by some "as an effort to defend the debunked 'Hockey Stick'..." [73]:
SCHMIDT: "The idea is that we working climate scientists should have a place where we can mount a rapid response to supposedly 'bombshell' papers that are doing the rounds and give more context to climate related stories or events." [1102687002.txt]

Jan 5, 2007
JONES DISCREDIT WORK USING REALCLIMATE.ORG
JONES: "I'd like to prove that it [Figure 7.1c (by CRU founder LAMB) in the 1990 IPCC report showing the MWP and LIA] is a schematic and it isn't based on real data..." "What we'd like to do is show this either on 'Real Climate' or as background in a future paper, or both." [1168022320.txt]

Mar 19, 2009
THREATEN ROYAL METEOROLOGICAL SOCIETY
Having dealt with Climate Research and JONES and SANTER turn to Weather, Meteorological Society, because SAN his data [1237496573.txt]:
JONES: "I'm having a dispute with the re complained about him to the RMS back down, I won't be sending any journals and I'll be resigning from t
SANTER: "If the RMS is going to rec available - raw data PLUS results f calculations - I will not submit any

May 31, 2007 - Nov 15, 2008
A CLIMATOLOGY CONSPIRACY
"The CRU e-mails have revealed appear to have been conspiracy cooperation of the editor of the team spent nearly a year prep previously published paper in [a significant "global warming" in f

Apr 3, 2007
OPERATION NEW SCIENTIST MAGAZINE
The British magazine New Scientist reads two Within days, EYSTEIN JANSEN (coordinating paleoclimate chapter in 2007 IPCC Report) gets mails RICHARD DOMERVILLE, inviting the ot against New Scientist.
JANSEN: "My suggestion is that a strongly worded many CIAs as possible, would be an appropriate r the science was absolutely not compromised or wa by political pressure of any kind or by the Paris ple It seems the CIA campaign works as two mo and I both had some input into that. They are nice just about every point, including the HSI" [117941

Nov 16, 2006
BRIFFA: ARBITRARY DATA MODIFICATIONS IN MANN'S ANALYSIS MAKE RELATIONSHIPS TO CO2 "ARGUABLE"
BRIFFA: "Another serious issue to be considered relates to the fact that the PC I time se the Mann et al. analysis was adjusted to reduce the positive slope in the la link between Bristlecone pine growth and CO2 is, at the very least, argua still believe the "Western US series and its interpretation in terms of Hemispheric mean temperature is perhaps a 'Pandora's box' that we might open at our peril!" [11637156

Jun 23, 2005
CONGRESS QUESTIONS IPCC ABOUT MANN'S METHODS
Joe Barton and Ed Whitfield, Chairman, Subcommittee on Oversight and Investigations, officially
raise the issue of MANN et al's "historical record of temperatures and climate change" with the IPCC
Chairman because "recent peer-reviewed articles in Science, Geophysical Research Letters, Energy &
Environment, among others, researchers question the results of this work." They state this is particularly
important because they "understand that these studies of temperature brackets (tree rings, ice cores,

2006 to 2009
[HARRY_READ_METE_TXT (expletives partially deleted)]
This file appears to be a CRU programmer's three year journal of his effort software written by MITCHELL. Despite having access to all the data, CRU the programmer, identified only as "Harry," could not. Reproducibility is th reviewed papers and those of countless others dependent on them are bas

Nov 28, 2006
HOW TO HIDE COOLING: BURY IT IN THE SOFTWARE
(Date from data4sweden.pro's last edit.)
"Plating programs such as [data4sweden.pro] print this reminder to the user prior to rendering the chart:
"IMPORTANT NOTE: The data after 1960 should not be used. The tree-ring

Feb 9, 2006
MANN: USE REALCLIMATE.ORG TO COMBAT "DISINFORMATION"
MANN: "I've already given it a good go-over w/ Gavin, Stefan, and William Comenley (our internal 'peer review' process at RC), so I think its in pretty good shape." [1139504822.txt]
MANN: "Anyway, I wanted you guys to know that you're free to use RC in any way you think would be helpful. Gavin and I are going to be careful about what comments we screen through, and we'll be very careful to answer any questions that come up to any extent we can. On the other hand, you might want to visit the thread and just reply yourself. We can hold comments up in the queue and contact you about whether or not you think they should be screened through or not, and if so, any comments you'd like us to include."
"You're also welcome to do a followup guest post, etc. think of RC as a resource that is at your disposal to combat any disinformation put forward by the McIntyres of the world. Just let us know. We'll use our best discretion to make sure the skeptics don't get to use the RC comments as a megaphone." [1139521913.txt]

Jan 5, 2007
JONES DISCREDIT WORK USING REALCLIMATE.ORG
JONES: "I'd like to prove that it [Figure 7.1c (by CRU founder LAMB) in the 1990 IPCC report showing the MWP and LIA] is a schematic and it isn't based on real data..." "What we'd like to do is show this either on 'Real Climate' or as background in a future paper, or both." [1168022320.txt]

Mar 19, 2009
THREATEN ROYAL METEOROLOGICAL SOCIETY
Having dealt with Climate Research and JONES and SANTER turn to Weather, Meteorological Society, because SAN his data [1237496573.txt]:
JONES: "I'm having a dispute with the re complained about him to the RMS back down, I won't be sending any journals and I'll be resigning from t
SANTER: "If the RMS is going to rec available - raw data PLUS results f calculations - I will not submit any

it would be nice to try to 'contain' 054736277.txtx]

RIOD 1995), (IPCC 1990), and (IPCC ritically important this admission is.

TRARILY DEFINED AS A 30 YEAR TREND

OMER discuss the 30-year reference ed by the IPCC. JONES explains that arbitrary choice which has no scientific doesn't want to change it from the 1961-90 global warming won't appear as dramatic.

(1981-2000) isn't 30 years, but the rationale for compelling. The original argument was for 35 0 because Bruckner found 35 cycles in some ; hence periods like 1881-1915). **This went to o compute. Personally I don't want to e period till after I retire!**

re is a preference in the atmospheric observations R4 to stay with the 1961-1990 normals. This is change of normals confuses users, e.g. seem less positive than before if we r normals, so the impression of global r muted." [1105019698.txtx]

Jan 21, 2005

FIRST CONTACT WITH FOI: THE SCHEMING STARTS

The moment JONES and WIGLEY first become aware of the Freedom of Information Act from a UEA leaflet, they immediately start planning how to get around it [1106338806.txtx]:

WIGLEY: "I got a brochure on the FOI Act from UEA. Does this mean that, if someone asks for a computer program we have to give it out? Can you check this for me and Sarah?"

JONES: "As you're no longer an employee I would use this argument if anything comes along..."

WIGLEY: "The leaflet appeared so general, but it was prepared by UEA so they may have simplified things. From their wording, computer code would be covered by the FOIA. My concern was if Sarah is now still employed by UEA. I guess she could claim that she had only written one tenth of the code and release every tenth line."

JONES: "As for FOIA Sarah isn't technically employed by UEA and she will likely be paid by Manchester Metropolitan University. I wouldn't worry about the code. If FOIA does ever get used by anyone, there is also IPR to consider as well. Data is covered by all the agreements we sign with people, so I will be hiding behind them."

Jan 29, 2004

ONES ON DALY'S DEATH: -EERING NEWS

ohn Daly had discovered that olar cycles affected emperatures (see (SUN DETERMINED 9 Aug 1996)).

pon his death, JONES writes: In an odd way this is cheering news!" [1075403821.txtx]

STRONOMICAL DUE TO SUN;

ernational 04) included

corals, etc.) formed the basis for a new finding in the 2001 [IPCC] Third Assessment Report (TAR). Further, they explain that "we understand from the February 14 Journal and these other reports that researchers have failed to replicate the findings of these studies, in part because of problems with the underlying data and the calculations used to reach the conclusions. Questions have also been raised concerning the sharing and dissemination of the data and methods used to perform the studies. For example, according to the January 2005 Energy & Environment, the information necessary to replicate the analyses in the studies has not been made fully available to researchers upon request."

This raises serious questions for their committee: "[O]ne concern relates to whether IPCC review has been sufficiently robust and independent. We understand that Dr. Michael Mann, the lead author of the studies in question, was also a lead author of the IPCC chapter that assessed and reported this very same work, and that two co-authors of the studies were also contributing authors to the same chapter." [1120593115.txtx]

Jul 5, 2005

JONES: WE'VE BEEN COOLING SINCE 1998

JONES e-mails CHRISTY and reveals he knows the Earth has been cooling for 7 years. "The scientific community would come down on me in no uncertain terms if I said the world had cooled from 1998. OK it has but it is only 7 years of data and it isn't statistically significant." [1120593115.txtx]

MANN'S METHOD CREATES HOCKEY STICKS

The Wall Street Journal cites experts questioning the validity of MANN'S hockey stick graph, and the methods used to produce it:

"Statistician Francis Zwiers of Environment Canada (a government agency) notes that Mr. Mann's method 'preferentially produces hockey sticks when there are none in the data.' Other reputable scientists such as Berkeley's Richard Muller and Hans von Storch of Germany's GKSS Center essentially agree." [32]

density records tend to show a decline after 1960 relative to the summer temperature in many high-latitude locations. In this data set this "decline" has been artificially removed in an ad-hoc way, and this means that data after 1960 no longer represent tree-ring density variations, but have been modified to look more like the observed temperatures."

"Others, such as mx4grn2zscdi.pro, issue this warning:

"NOTE: recent decline in tree-ring density has been ARTIFICIALLY REMOVED to facilitate calibration. THEREFORE, post-1960 values will be much closer to observed temperatures than (sic) they should be, which will incorrectly imply the reconstruction is more skilful than it actually is. See Osborn et al. (2004)..." [22]

Feb 16, 2006

BRIFFA AGAIN WORRIED ABOUT EXAGGERATIONS

BRIFFA and OVERPECK, lead authors the 2007 IPCC report, discuss the draft. BRIFFA is worried about overstatements. [1140067691.txtx] [1158175939.txtx]

"[BRIFFA] urged caution, warning that when it came to historical climate records, there was no new data, only the 'same old evidence' that had been around for years." "Let us not try to over-egg the pudding," he wrote in an email to an IPCC colleague..." "[T]here have been many different techniques used to aggregate and scale data - but the efficacy of these is still far from established. But when the 'warmest' for 1,300 years' claim was published in 2007 in the IPCC's fourth report, the doubters kept silent..." [60]

Jun 21, 2006

HOW TO HIDE COOLING; ONLY USE DATA SHOWING WARMING

IPCC review editor John Mitchell admits the reason they don't include proxy data for recent decades is because they don't show warming. MITCHELL: "There needs to be a clear statement of why the instrumental and proxy data are shown on the same graph. The issue of why we don't show the proxy data for the last few decades (if they don't show continued warming) but assume that they are valid for early warm periods needs to be explained." [1150923423.txtx]

Boch After Boch [21]. Climategate: hide the decline - coiffed [23].

"These presumably precise data are the backbone of climate science. Reading 'HA programmer laments huge gaps in data, bug-filled programs and worries about all back years. The CRU at East Anglia University is considered by many as the world

- Back to the gridding. I am seriously worried that our flagship gridded data p linear as well. As far as I can see, this renders the station counts totally mea the gridded data is arrived at from a statistical perspective... Of course, it's to than their names. And that's useless...
- Oh, GOD, if I could start this project again and actually argue the case for junk! ... this should all have been rewritten from scratch a year ago!
- Well, dat2cid is not the world's most complicated program. Whereas clouding is, a unfavorable reasons, didn't include month!
- Am I the first person to attempt to get the CRU databases in working... As far as I can see, this renders the (weather) station counts totally meaningless... weather station) cannot start in 1962, it didn't open until 1993!... Getti data, so many new stations have been introduced, so many false references, so n
- The rest of the databases seem to be in nearly as poor a state as Australia was.
- What the hell is supposed to happen here? Oh yeah - there is no 'u
- You can't imagine what this has cost me - to actually allow the operator t Organization' codes! But what else is there in such situations? Especially wher
- So with a somewhat cynical shrug, I added the nuclear option - to match every words what CRU usually do. It will allow bad databases to pass unny
- OH F**K THIS. It's Sunday evening, I've worked all weekend, and just when I th based on the hopeless state of our databases.
- This whole project is SUCH A MESS. No wonder I needed therapy! ... I am seri
- Decided to read [Tim] Mitchell & Jones 2005 [International Journal anomalising should be 4 for precp, not 3]. So re-ran with that ... got a mail from inside 8km anyway - yet that's in JJC [International Journal of Climatology]!
- Right, time to stop pussyfooting around the niceties of Tim's [MITC] producing CRU TS 3.0! since failing to do that will be the definitive failure of the er

"And based on stuff like this, politicians are going to blow up our economy and low

Jun 19, 2007

JONES CONVINCES HIS UNIVERSITY TO IGNORE FOI REQUESTS

JONES advises KARL he may have convinced UEA to ignore FOI requests from MCINTYRE (i.e. people with climateaudit.org (CA)) and that others in Australia are doing the same. They have cause to be fearful: MCINTYRE discredited MANN'S hockey stick graph and later found errors forcing HANSEN to revise NASA'S GISS temperature record.

JONES: "I. Think I've managed to persuade UEA to ignore all further FOIA requests if the people have anything to do with Climate Audit."

"2. Had an email from David Jones of BMRC, Melbourne. He said they are ignoring anybody who has dealings with CA, as there are threats on it about Australian sites." [1182255717.txtx]

May 5, 2008

FIRST FOI RE

David Hollan on how auth (the IPCC 20 submits an FC BRIFFA and C report). This Acknowledge Notice; June Rejection of,

May 9, 2008

JONES: "THINK WE CAN AVOID IP

JONES [to Mike, Ray, Caspar]: "2.) attachment if you want. Keep this quiet who is putting in FOI requests for all ema [OSBORN] have written and received re We think we've found a way arou

Nov 12, 2008

SANTER: I'LL QUIT IF LLN F

SANTER at Lawrence Livermo he will refuse information requ is reviewing how to avoid FOI he says he'll leave LLNL if the r support him in this.

SANTER: "I will continue to refus future. Mr. will I browse Michrue

Jun 4, 2007

ANTHONY WATTS COMMENCES HIS USHCN SURFACE STATIONS SURVEY: BY 2009, 650 VOLUNTEERS JOIN THE PROJECT

chiefly responsible at 20th century, and the contrarians are going to try to use it for all its worth. But there are also intellectual property rights issues, so it isn't clear how these sorts of things will play out ultimately in the U.S." [1107454306.txc]

MANN: "Yeah, there is a freedom of information act in the U.S., and the contrarians are going to try to use it for all its worth. But there are also intellectual property rights issues, so it isn't clear how these sorts of things will play out ultimately in the U.S." [1107454306.txc]

The project aims to photographically survey all 1,221 USHCN weather stations that are used for the US temperature record, the world's most "accurate." By spring 2009 over 70% of the network has been surveyed, and "89 percent of the stations ... fail to meet the National Weather Service's own requirements that stations must be 30 meters ... or more away from an artificial heating or radiating heat source." "[T]he raw temperature data produced by the USHCN stations [used by GISS, CRU, NSDC, IPCC, and others] are not sufficiently accurate to use in scientific studies or as a basis for public policy decisions..." "The data currently used to claim that the twentieth century witnessed a statistically significant warming trend are unreliable." [133]

email correspondence, etc.... I will Affairs Office in order to determine should respond to any FOI request McIntyre. I assume that such req [1224500291.txt] "I hope [LNL] with their full support. If they do n employment elsewhere." [122833

Oct 2003 Jan 2004 Apr 2004 Jul 2004 Oct 2004 Jan 2005 Apr 2005 Jul 2005 Oct 2005 Jan 2006 Apr 2006 Jul 2006 Oct 2006 Jan 2007 Apr 2007 Jul 2007 Oct 2007

WE KNOW NOTHING ABOUT
 on for a new paper, "Northern Past Millennium: Where Are The Inseff, BRIFFA, Esper, OSBORN, ES and MANN. "[W]hat I am suggesting is ed 1000 year NH [northern hemisphere] e kind of study that needs to be done before
 g "Describe the past work (Mann, Briffa, and their data overlaps," and ends with the e to (note: expletives partially redacted): also because of what I almost think I know show that we can probably say a fair bit erature variability (at least as far as we ly know f---k--all about what the > 100 rainty (i.e. we know with certainty [LXC]

Sep 28, 2004
 VON STORCH: TIME TO TOSS THE HOCKEY STICK
 Andy Revkin of the New York Times tells OSBORN that von Storch (WIGLEY 24Apr.2003)) says it's time to dump the hockey stick and start over.
 Revkin: "gain, takeaway msg is that mann method can only work if past variability same as variability during period used to calibrate your method.
 "so it could be correct, but could be very wrong as well.
 "by the way, von storch doesn't concur with osborn/briffa on the idea that higher past variability would mean there'd likely be high future variability as well (bigger response to glg forcing). he simply says it's time to toss hockeystick and start again, doesn't take it further than that." [1096382684.txc]

Jul 5, 2005
 JONES HOPES FOR CATASTROPHE JUST TO PROVE HIS SCIENCE RIGHT
 JONES: "As you know, I'm not political. If anything, I would like to see the climate change happen, so the science could be proved right, regardless of the consequences. This isn't being political, it is being selfish." [1120593115.txc]

Jul 14, 2006
 WEGMAN REPORT: MCINTYRE AND MCKITTRICK RIGHT, MANN WRONG
 "Dr. [Edward] Wegman [see [4]]] is a professor at the Center for Computational Statistics at George Mason University, chair of the National Academy of Sciences Committee on Applied and Theoretical Statistics, and board member of the American Statistical Association. Few statisticians in the world have CVs to rival his." "Wegman became involved in the global-warming debate after the energy and commerce committee of the U.S. House of Representatives asked him to assess one of the hottest debates in the global-warming controversy, the statistical validity of work by Michael Mann...
 "Wegman accepted the energy and commerce committee's assignment ... pro bono. He conducted his third-party review by assembling an expert panel of statisticians, who also agreed to work pro bono. Wegman also consulted outside statisticians, including the board of the American Statistical Association. At its conclusion, the Wegman review entirely vindicated the Canadian critics and repudiated Mann's work." [113]
 THE COMMITTEES FINDINGS (SUMMARIZED):
 "In general, we found MBH98 and MBH99 [by Mann et al.] to be somewhat obscure and incomplete and the criticisms of MM03/05/05b [McIntyre and McKittrick] to be valid and compelling.
 "In our further exploration of the social network of authorships in temperature reconstruction, we found that at least 43 authors have direct ties to Dr. Mann by virtue of coauthored papers with him. Our findings from this analysis suggest that authors in the area of paleoclimatic studies are closely connected and thus 'independent studies' may not be as independent as they might appear on the surface...
 "It is important to note the isolation of the paleoclimate community; even though they rely heavily on statistical methods they do not seem to be interacting with the statistical community. Additionally, we judge that the sharing of research materials, data and results was haphazardly and grudgingly done. In this case we judge that there was too much reliance on peer review, which was not necessarily independent. [see JONES 3.Aug.2005] and JONES 26-Feb.2004] Moreover, the work has been sufficiently politicized that this community can hardly reassess their public positions without losing credibility. Overall, our committee believes that Mann's assessments that the decade of the 1990s was the hottest decade of the millennium and that 1998 was the hottest year of the millennium cannot be supported by his analysis." [40] [52]

2007
 FOURTH IPCC ASSESSMENT REPORT (AR4) AND THE IPCC'S "4,000 SCIENTISTS"
 Dr. William Schlesinger: Approximately 80% of IPCC scientists do not deal with climate. [84]
 THE NATIONAL POST, "NUMBERS RACKET." BY LAWRENCE SOLOMON:
 "This is the conclusion of 4,000 scientists appointed by governments from virtually every country in the world," asserted Mr. Rudd [Prime Minister of Australia], in making his case that the planet is in peril...
 "[Australian] John McLean scrutinized the lists that the IPCC used to arrive at its figures and found them to be riddled with duplications, such as the 383 authors who also acted as reviewers for the same sections in which their work appeared, and the authors and reviewers who were listed twice or thrice. Remove the duplications and the total number of authors plus reviewers drops from 3,750 to 2,890...
 "Most importantly, the great majority of the reviewers commented on chapters that dealt with historical or technical issues ... The exception was Chapter 9 - Understanding and Attributing Climate Change. An endorsement here would clearly be a bona fide endorsement of the IPCC's conclusion.
 "Chapter 9 had 53 authors and it received comments from 55 individual reviewers. Of the 55 individuals, four commented favourably on the entire chapter and three on a portion of the chapter." "The 53 authors and seven favourable reviewers represent a total of 60 people, leading McLean to conclude: 'There is only evidence that about 60 people explicitly supported the claim' made by the IPCC that global warming represents a threat to the planet.'" [20]



2008 - 2009

GLACIER FACTS FROM NASA GISS, UNEP, AMS AND OTHERS

- 1) Glaciers have been receding since the bottom of the Little Ice Age some 300 years ago (see [MEDIÉVAL WARM PERIOD 1995]). Gangotri Glacier image [116] shows its retreat since 1780. Within this 300 year trend, glaciers also advance and retreat every +/-30 years [117], and are now slowing their retreat: "Gangotri's drawdown - 20 metres per annum in the 70s - is now mere six metres a year." "Even if Gangotri retreats at 20 m per annum, it will last for 1,500 years." [121] (Also see [UN FAO 2001].)
- 2) The American Meteorological Society reports: "glaciers are only shrinking in the eastern Himalayas. Further west... glaciers are 'thickening and expanding.'" [118] (Also see [TIMESONLINE 17Jan.2010] and [121]). And, in fact, are doing so worldwide. [119]
- 3) In the eastern Himalayas, NASA GISS [120:1] and UNEP [120:2] report that soot from densely populated south Asian cities is also to blame for warming: "Soot's role in Himalayan Warming ... Over areas of the Himalayas, the rate of warming is more than five times faster than warming globally.... There's a localized phenomenon at play." [120:1] [118]

--2009): HADLEY CENTER PROBABLY TAMPERED DATA
 ate has already affected Russia... [T]he Moscow-based (IEA) issued a report claiming that the Hadley Center for by tampered with Russian-climate data."
 logical stations cover most of the country's territory, and that data submitted by only 25% of such stations in its reports, was not included in global-temperature calculations...
 in areas not listed in the ... UK (HadCRUT) survey often does ring in the late 20th century and the early 21st century."
 s use the data of stations located in large populated centers xon-warming effect more frequently than the correct data of
 ry to recalculate all global-temperature data in order generation." [74]

uggesting here, in other words, is that the entire d used by the IPCC to inform world government ing been suspected that the CRU had been playing especially more particularly Siberian - temperature records. [See 5] (See [82] for more.)

Apr
 CANADA: POLAR BEAR NUMBERS UP
 "The latest government survey of polar bears roaming the vast Arctic expanses of northern Quebec, Labrador and southern Baffin Island and show the population of polar bears has jumped to 2,100 animals from around 800 in the mid-1980s.
 "As recently as three years ago, a less official count placed the number at 1,400." [83]

Apr
 NAS
 Pacific
 Ocell
 Pacific
 and
 last
 sam
 have
 was
 the
 war

Apr 12, 1999 - Sep 22, 1999

SETTING THE STAGE FOR HIGH DRAMA AND INTRIGUE

In "Climategate Part 2 - A 2,000-page epic of science and skepticism," Terence Corcoran explains how BRIFFA and MANN but heads over BRIFFA'S forthcoming paper, in which he "decided to mention uncertainties in tree-ring data while pushing the need for more work." [0923937760.txt]

Corcoran explains that BRIFFA was "struggling with Russian tree-ring results and the reports of Russian scientists on their difficulties. Their findings often contradicted the idea that the world is warmer today than hundreds or even thousands of years ago. Relatively high number of trees has been noted during 750, 1450 AD. There is no evidence of moving polar timberline in the north during the last century," wrote Rashit-Hannimov from Russia in October 1998 [0907975032.txt] - implying that warming has been common in the past and nothing unusual was happening today.

"The reference to 750-1450 would appear to support the long-held scientific view on the existence of a Medieval Warm Period that might have been hotter than the 20th century. A couple of weeks later, another Russian, Eugene Vaganov, wrote in a paper saying that 'the warming in the middle of the 20th century is not extraordinary. The warming at the border of the 1st and 2nd millennia was [longer] ... and similar in amplitudes.' [0908297214.txt]. Mr. Briffa, in his Science paper, proposed his own 2,000-year record as an alternative to Mr. Mann's hockey stick ... The paper raises issues that cast doubt on Mr. Mann's version of climate history.... When Mr. Mann saw the pre-publication version of Mr. Briffa's critical paper, he blew up...."

A series of heated e-mails ensued and it "appears, moreover, that Mr. Mann had interfered with the peer-review process of Mr. Briffa's article at Science magazine. One of Mr. Mann's associates, Raymond Bradley at the University of Massachusetts, on April 19, wrote to Science editor Julia Uppenbrink, saying, 'I would like to disassociate myself from Mike Mann's view regarding the climate warming article. Mr. Bradley sends a blind copy of this email to Mr. Briffa.' [See [BRADLEY 19.Apr.1999]]

"The conflict eventually makes it up to Phil Jones, the head of CRU, who writes a stinging letter to Mr. Mann on May 6. 'You seem quite pissed off with us all CRU... [Jones] then rips into Mr. Mann [accusing him of] 'singing us all off [to the journal] Science.'" [A month later MANN offers an apology about which] Mr. Bradley, Mr. Mann's associate in Massachusetts and co-creator of the hockey stick graph, sends a private response to Mr. Briffa: Excuse me while I puke...."

"At this point in the Climategate emails, the stage has been set for a decade of high drama. Over the next 10 years, the emails become a zone of internal conflict and external battles to suppress criticism, ridicule critics and resist all outside interference with the official science story they had assembled: The late 20th century was the warmest in history, and the next 100 years could be a climate nightmare." "The Mann technique of aggressive intervention in the peer-review process over Mr. Briffa's work sets the tone for what would become a major strategy as all the scientists within the IPCC loop weighed war on any science and papers that contravened or questioned the official view." [124.2]

Oct 5, 1999

HOW TO HIDE COOLING: DON'T USE THE DATA

BRIFFA had been using Yamal tree ring data since late 1996, but by November 1997, he is "struggling with results." [124.1] His data shows cooling after 1960, while the instrument record shows warming. (See also [1142.08839.txt] in [JONES 12.Aug.1996]). OSBORN attributes the discrepancy to a "non-temperature signal": "They go from 1402 to 1995, although we **superimposed the series in 1960 because of the recent non-temperature signal that is superimposed on the tree-ring data that we use.**" [0939154709.txt]

The problem is that "the divergence raises the question that if the tree-ring reconstructions could not read the higher temperatures of today, how could the scientists be sure that there weren't higher temperatures throughout the last thousand years that have also gone undetected by the tree-rings." [1672] BRIFFA'S decline is raised at the [IPCC 1.Sep.1999] Annular meeting, and to solve it, OSBORN advises MANN to remove all data after 1960 for the IPCC figure he is preparing, as explained by MCINTYRE (also see [60]):

"On Oct 5, 1999, Osborn (on behalf of Briffa) sent Mann a revised version of the Briffa reconstruction with more 'low-frequency variability' ... a version that is identical up to 1960...." [7] his version had an even larger late-20th century decline than the version shown at the Tanzania Lead Authors' meeting. Nonetheless, the First Order Draft, sent out a few weeks later [see [FIRST

Feb 2003 - Sep 2009

WIKIPEDIA'S CLIMATE DOCTOR

"Climate modeler and readimite.org co-founder William Connolley took control of all things climate in the most used information source the world has ever known - Wikipedia. Starting in February 2003, just when opposition to the claims of the band members were beginning to gel, Connolley set to work on the Wikipeidastie. He rewrote Wikipedia's articles on global warming, on the greenhouse effect, on the instrumental temperature record, on the urban heat island, on climate models, on global cooling. On Feb. 14, he began to erase the Little Ice Age; on Aug. 11, the Medieval Warm Period. In October, he turned his attention to the hockey stick graph. He rewrote articles on the politics of global warming and on the scientists who were skeptical of the band. Richard Lindzen and Fred Singer, two of the world's most distinguished climate scientists, were among his early targets, followed by others that the band especially hated, such as Willie Soon and Sallie Balunas of the Harvard-Smithsonian Center for Astrophysics, authorities on the Medieval Warm Period." [109] (Also see [111].)

"Connolley created or rewrote 5,428 unique Wikipedia articles' and was granted a senior editorial and administrative status at Wikipedia that enabled him to delete 'over 500 articles' and 'barred' more than 2000 Wikipedia contributors who 'ran afoul of him.'" [110] CONNOLLEY'S administrator status was revoked by Wikipedia in September, 2009 for his involvement in an unrelated dispute. [112]

Mar 11, 2003

THREATEN CLIMATE RESEARCH JOURNAL

MANN e-mails JONES, HUGHES, BRIFFA, BRADLEY and others explaining how all along, the plan was to insist that those against the AGW theory publish in peer review journals. However, now that Climate Research is publishing their papers, he suggests that he and his colleagues no longer cite papers from it or submit papers to it, while Jones says he'll boycott if it doesn't get a new editor. See [79] for full details.

On one hand, the team insists opposing views be aired in peer review journals, and on the other, takes action against editors who publish contrary articles -- in this case a Willie Soon & Sallie Balunas paper that "identifies the main cause of climate change as solar forcing, not carbon dioxide (CO2)." [169] (See [SUN DETERMINED 9.Aug.1996]).

MANN: "They've already achieved what they wanted--the claim of a peer-reviewed paper. There is nothing we can do about that now, but the last thing we want to do is bring attention to this paper, which will be ignored by the community on the whole...."

"This was the danger of always criticizing the skeptics for not publishing in the 'peer-reviewed literature'. Obviously, they found a solution to that--take over a journal! So what do we do about this? I think we have to stop considering 'Climate Research' as a legitimate peer-reviewed journal. Perhaps we should encourage our colleagues in the climate research community to no longer submit to, or cite papers in, this journal. We would also need to consider what we tell or request of our more reasonable colleagues who currently sit on the editorial board."

JONES: "I will be emailing the journal to tell them I'm having nothing more to do with it until they rid themselves of this troublesome editor. A CRU person is on the editorial board, but papers get dealt with by the editor assigned by Hans von Storch." [1047388489.txt]



Jun 4, 2003

REVIEWING PAPERS CRIT

COOK asks BRIFFA for help he's reviewing that is critical

COOK: "Review-confider to review (submitted to the Biological, and Environmental Korean guy and someone from the method of reconstruction dendroclimatology (reverse reg lousy, horrible, etc. They use as the main whipping boy this paper could really do an ugly paper to review because with a lot of Box-Jenkins stuff I dismiss out of hand as the correct theoretically ... Yo greatly appreciated." [10:

Jul 4, 2003

HULME: TERM WITH CLIMATE

MANN: "I think Mike H has prev equality, term journal (Climate f reviewing editing to wether way [sic [1057941637.txt]

Feb 26, 2004

JONES "REVIEWS" PAPER

JONES to MIKE: "Just agree the CRU temperature data the region this person says has wonders who reviews these sort have got the right person with t "Can I ask you something in C reviewed any papers recei work] and M]03 have undi low-freq proxy data. Just a yes c board, but he wants to be sque

Jun 4, 2003

OVERPECK: CONTAIN TH

MANN confirms DEMING'S WARM PERIOD 1995], whi "peck" memo to 'contain' th MANN: "... addresses a goo

Jun 17, 2002

COOK: WE KNOW OF PROBABLE FLAWS IN MANN'S WORK

BRIFFA is "sick to death" of MANN'S representations about his temperature data, which COOK agrees is problematic. See [MANN 19 Apr. 1999] and [MCINTYRE AND MCKITRICK Nov.2003] for background on MANN'S work:

Apr 24, 2003

OUTSIDERS THAT PUBLISH PAPERS YOU DON'T LIKE

WIGLEY explains to JONES, HULME and CARTER strategies for ousting the editor of Climate Research, which has published papers they don't agree with [1051190249.txt]

WIGLEY: "PS Re CR [Climate Research]. I do not know the best way to handle the specifics of the editing. Hans von Storch is partly to blame - he encourages the publication of crap science in order to stimulate 'debate'. One approach is to go direct to the publishers and point out the fact that their journal is perceived as being a medium for disseminating misinformation under the guise of refereed work. I use the word 'perceived' here, since whether it is true or not is not what the publishers care about - it is how the journal is seen by the community that counts - I think we could get a large group of highly credentialed scientists to sign such a letter - 50+ people.

"Note that I am copying this view only to Mike Hulme and Phil Jones. Mike's idea to get editorial board members to resign will probably not work - must get rid of von Storch too, otherwise holes will eventually fill up with people like Legates, Balling, Lindzen, Michaels, Singer, etc. I have heard that the publishers are not happy with von Storch, so the above approach might remove that hurdle too." (Von Storch subsequently resigns.)

Apr 23, 2003

SALINGER to WIGLEY, JONES, HULME, BRIFFA, HANSEN, HARVEY, SANTER, TRENBERTH, WILBY, MANN, KARL and 20 other "friends and colleagues" about their duty to act as the gate-keepers of what papers appear in scientific publications, even if the papers pass peer review:

SALINGER: "Ignoring bad science eventually reinforces the apparent 'truth' of that bad science in the public mind, if it is not corrected. As importantly, the 'bad science' published by CR is used by the sceptics' lobbies to 'prove' that there is no need for concern over climate change. Since the IPCC makes it quite clear that there are substantial grounds for concern about climate change [this is circular logic since the IPCC said so because of the hockey team's work], is it not partially the responsibility of scientific publications to make sure only satisfactorily peer-reviewed science appears in scientific publications? - and to refute any inadequately reviewed and wrong articles that do make their way through the peer review process?" [1051230500.txt]

27 Oct. 1999] contained a new version of the proxy diagram, a version which contains the main elements of the eventual Third Assessment Report proxy diagram [see {IPCC 2001}].

"The diagram [right] shows the IPCC version of the Briffa reconstruction (digitized from the IPCC 2001) compared to actual Briffa data [in 0939154709.txt] ... [] The decline [after 1960] in the Briffa reconstruction has, for the most part, been deleted from the IPCC proxy diagram [see green line in graph at right, and in close-up graph shown with {IPCC 2001}]. " "Contrary to claims by various climate scientists, the IPCC Third Assessment Report did not disclose the deletion of the post-1960 values." "The deletion of the decline was repeated in the 2007 Assessment Report First Order and Second Order Drafts, once again without any disclosure." [54]

OSBORN also advises MANN to try changing the baseline (i.e., to massage the data) if a decline prior to 1960 appears. "Indeed, if the non-temperature signal that causes the decline in tree-ring density begins before 1960, then a short 1931-60 period might yield a more biased result than using a longer, 1881-1960 period." [0939154709.txt]

Sep 23, 1999

BRIFFA NOT HAPPY ABOUT CREATING "CONSENSUS" BY EXCLUDING DATA

BRIFFA: "My concern was motivated by the possibility of expressing an impression of more consensus than might actually exist. I suppose the earlier talk implying that we should not 'muddy the waters' by including contradictory evidence worried me." [0938123745.txt]

Oct 27, 1999

IPCC FIRST ORDER DRAFT OF 2001 REPORT [54]

Nov 16, 1999

HOW TO HIDE COOLING: USE MANN'S "NATURE" TECHNIQUE

JONES announces he's successfully used MANN'S "Nature trick" (used to create the controversial MBH98 temperature record (see {MCINTYRE Nov.2003}) and {MANN 23-Apr-98}) to hide a drop in proxy-based reconstructed temperatures.

JONES: Subject: **Diagram for WMO Statement**

"I've just completed Mike's Nature trick of adding in the real temps to each series for the last 20 years (ie from 1981 onwards) and from 1961 for Keith's to hide the decline." [0942777075.txt]

See [36] for a full explanation of how this was done, and how the "trick" became part of the iconic hockey stick graph in the 2001 IPCC report; see {IPCC 2001}.

2000

JUST SAY YOU DON'T HAVE THE DATA EVEN IF YOU DO

BRIFFA publishes BRIFFA2000 [156] which uses the now controversial Yamal tree ring measurement temperature data. In 1995 BRIFFA published that 1032 "was the coldest year of the millennium" however new data by Schweingruber showed "the opposite situation - a very warm 11th century". So in BRIFFA2000 he substituted his original data with the Yamal data without reporting the contradictory results. [157] "[T]his Yamal data was used like crack cocaine by paleoclimatologists, and [is critical] in many spoglietti graph reconstructions ..." [158]

Curious about this situation, MCINTYRE requests the data in 2006, but in refusal. He finally obtains the data by luck in 2009 (see {MCINTYRE 26.Sep.2009}). In fact, as he explains, OSBORN even advised the editors of Science in 2006 that he (i.e. CRU) didn't "have any core measurement data" ... [though] the Climategate documents show that CRU had an extensive collection of Yamal measurement data... Not only did CRU actually have Yamal measurement data (which it had had since the 1990s), the CRU letters showed that CRU had funded collection of the Yamal data (at least in part). [155]

2001

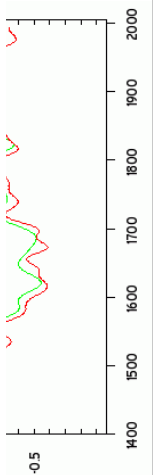
UNFAO: EARTH WARMES AND COOLS EVERY 30 YEARS

The UN Food and Agriculture Organization sought to understand the effect of climate change on long-term fluctuations of commercial catches and reported that several independent measures showed "a clear 55-65 year periodicity" (i.e. approx 30 year warming then cooling) over both short terms (150 years) and long terms (1500 years) [146.1] The report also highlighted that the current "intertidal" ... epoch of the 1970-1990s "is in its final stage and a "meridional" epoch... is now in its initial stage." [146.2] Latitudinal circulations have corresponded to warm periods and meridional circulations to cool ones.

SA GOOD YEAR

HUGHES republish their hockey stick in *Geophysical Research Letters*. This time, however, the hockey stick goes back as far as the Medieval Warm Period and Little Ice Age. [44] (earlier), MANN is appointed Lead Author of Chapter 2, "Stability and Change," of the IPCC 2001 report, which includes MANN'S hockey stick on page 3 (see {IPCC 2001}).

MANN'S hockey stick is discredited (see {MCINTYRE AND OSBORN 2003}). However, the graph had become the de facto "proof" of anthropogenic CO2 induced man-made climate change. The hockey stick is later in the 2007 report



Apr 12, 2002

HOCKEY STICK AUTHOR: OUR WORK SHOULD BE CONSIDERED PRELIMINARY AND TREATED WITH CONSIDERABLE CAUTION

HUGHES, a co-author of the original hockey stick papers (MBH98 & MBH99), expresses reservations about over-reliance on their invention (also see [33]):

HUGHES: "All of our attempts, so far, to estimate hemisphere-scale temperatures for the period around 1000 years ago are based on far fewer data than any of us would like. None of the datasets used so far has anything like the geographical distribution that experience with recent centuries indicates we need, and no one has yet found a convincing way of validating the lower-frequency components of them against independent data. As Ed [Cook] wrote, in the tree-ring records that form the backbone of most of the published estimates, the problem of poor replication near the beginning of records is particularly acute, and ubiquitous.... Therefore, I accept that everything we are doing is preliminary, and should be treated with considerable caution." [1018647333.txt]

BRIFFA: "I have just read this letter - and I think it is crap. I am sick to death of Mann stating his reconstruction represents the tropical area just because it contains a few (poorly temperature representative) tropical series. He is just as capable of regressing these data against any other 'target' series, such as the increasing trend of self-observed verbage, he has produced over the last few years, and ... (better say no more)"

COOK: "Of course, I agree with you. We both know the probable flaws in Mike's recon, particularly as it relates to the tropical stuff. Your response is also why I chose not to read the published version of his letter. It would be too aggravating... It is puzzling to me that a guy as bright as Mike would be so unwilling to evaluate his own work a bit more objectively." [1024334440.txt]

Nov 2003

MCINTYRE AND MCKITTRICK EXPOSE HOCKEY STICK FLAWS

WIGLEY: MANN'S 1998 PAPER "IS A VERY SLOPPY PIECE OF WORK" STEVEN MCINTYRE and ROSS MCKITTRICK publish their first paper, "Corrections to the Mann et al. (1998) Proxy Data Base and Northern Hemisphere Average Temperature Series," (MM03) in *Energy & Environment* exposing the "collation errors, unjustified truncation or extrapolation of source data, obsolete data, geographical location errors, incorrect calculation of principal components and other quality control defects" in MANN'S MBH98 hockey stick graph. [37]

In October, 2004 WIGLEY reads MM03 and e-mails JONES he thinks MANN'S paper is very sloppy: "I have just read the M&M staff criticizing MBH. A lot of it seems valid to me. At the very least MBH is a very sloppy piece of work - an opinion I have held for some time. Presumably what you have done with Keith is better? - or is it? I get asked about this a lot." [1098472400.txt]

The graph from MM03 highlights the result after MANN'S hockey stick is corrected. Specifically, high temperatures at the end of the Medieval Warm Period (1400-1500) are restored (see {WEGMAN 14.Jul.2006}). The hockey stick graph, used in the 2001 IPCC report, removes the MWP and LIA, and makes it appear that there is alarming warming in recent years compared with purportedly stable temperatures in earlier centuries.

For a layman's explanation of the MCINTYRE and MCKITTRICK paper and why it proves MANN'S hockey stick is statistically invalid (i.e. the hockey stick is a fabrication), as well as a riveting account of the maelstrom of intrigue the M&M paper unleashed, see [53]. In 2005, MCINTYRE and MCKITTRICK publish more papers (following further disclosures about Mann) they claim "are a definitive resolution of issues first raised in MM03." [57]

2005

JONES: WE'VE GOT 25 YEARS WORK IN THE DATA. WHY SHOULD I GIVE IT?

JONES, whose research is publicly funded, claims ownership when asked to disclose his data and methods. From "The Dog Ate Global Warming" by Patrick J. Michaels:

"Warwick Hughes, an Australian scientist, wondered where that '4-' came from, so he politely wrote Phil Jones in early 2005, asking for the original data, Jones's response to a fellow scientist attempting to replicate his work was, 'We have 25 years or so invested in the work. Why should I make the data available to you, when your aim is to try and find something wrong with it?'"

"Reread that statement, for it is breathtaking in its anti-scientific thrust. In fact, the entire purpose of replication is to 'try and find something wrong'..."

"Then the story changed. In June 2009 Georgia Tech's Peter Webster told Canadian researcher Stephen McIntyre that he had requested raw data, and Jones freely gave it to him. So McIntyre promptly filed a Freedom of Information Act request for the same data. Despite having been invited by the National Academy of Sciences to present his analyses of millennial temperatures, McIntyre was told that he couldn't have the data because he wasn't an 'academic.' So his colleague Ross McKittrick, an economist at the University of Guelph, asked for the data. He was turned down, too." [27]

regard to the memo, that the putative 'MWP' ... [] See {MEDIEVAL WARM PERIOD 2001} to understand how c

Jan 5, 2005

CLIMATE IS ARE

JONES and PLUMMER temperature per the length was at basis. PLUMMER period because g

JONES: "20 years 30 years isn't that west Russian lakes 30 as it easier to change the base PLUMMER: "The chapter of IPCC AI partly because a c anomalies will: change to new warming will be

2004

INTERNATIONAL A UNION: WARMING COOLING COMING "A symposium of the Int Astronomical Union [26

Jan 17, 2003

MICHAEL CRICHTON AT CALTECH: IN SCIENCE CONSENSUS IS IRRELEVANT

"I want to pause here and talk about this notion of consensus, and the rise of what has been called consensus science. I regard consensus science as an extremely pernicious development that ought to be stopped cold in its tracks. Historically, the claim of consensus has been the first refuge of scoundrels; it is a way to avoid debate by claiming that the matter is already settled. Whenever you hear the consensus of scientists agrees on something or other, reach for your wallet, because you're being had.

1998 - 2010

STABLE, THEN COOLING, GLOBAL TEMPERATURES

DESPITE GREATEST MAN-MADE CO2 EMISSIONS EVER (2009 DATA)

JONES (5 Jul 2005): "[T]he world had cooled from 1998. OK it has but it is only 7 years of data."
 KELLY (26 Sep 2008): "[T]he [temperature] level has really been quite stable since 2000 or so."
 TRENBERTH (12 Oct 2009): "The fact is that we can't account for the lack of warming at the moment and it is a travesty that we can't."

"Let's be clear: the work of science has nothing whatever to do with consensus. Consensus is the business of politics. Science, on the contrary, requires only one investigator who happens to be right, which means that he or she has results that are verifiable by reference to the real world. In science consensus is irrelevant. What is relevant is [sic] reproducible results. The greatest scientists in history are great precisely because they broke with the consensus."
 "There is no such thing as consensus science. If it's consensus, it isn't science. If it's science, it isn't consensus. Period." [145]. (A year later, Crichton's novel State of Fear is published.)

that it is the Sun that is for the warming of the Hemisphere. ... [93] and that it would less active in the com resulting in global cooling.
Currently, 5 years prediction is holding

July 7, 2000 to Sep 11, 2000

CRU SOLICITS FUNDING FROM SHELL, BP AND ESSO

Scientists questioning the CO2/man-made global warming (AGW) theory are routinely dismissed as being in the pay of Big Oil. However, in 2000, CRU not only solicited funding from Shell (after already trying BP and Esso [0947541692.txt]), but also considers a strategic partnership which would also give Shell a role in setting CRU's research agenda.

KELLY meets with Shell several times in the summer of 2000 and summarizes his discussions to HULME and ORIORDAN:

"Mike and Tim Notes from the meeting with Shell International attached. Sorry about the delay. I suspect that the climate change team in Shell International is probably the best route through to funding from elsewhere in the organisation including the foundation as they seem to have good access to the top levels." [0968691929.txt] (Also see [0962818260.txt])

"What ensued was necessarily a rather speculative discussion with the following points emerging:

"1. Shell International would give serious consideration to what I referred to in the meeting as a **strategic partnership** with the TC, broadly equivalent to a **flagship alliance** in the TC proposal. A strategic partnership would involve not only the provision of funding but some (limited but genuine) role in setting the research agenda etc.

"2. Shell's interest is not in basic science. Any work they support must have a clear and immediate relevance to 'real-world' activities. They are particularly interested in **emissions trading and CDM**." [see-syndall-shell-memo.doc]

Oct 10, 2000

REAL OBJECTIVE OF IPCC ADMITTED: GLOBALIZATION

KELLY explains to Paul Horsman of Greenpeace the purpose of the IPCC (Horsman is restating KELLY in this e-mail) [greenpeace.txt]:

HORSMAN: "One particular thing you said - and we agreed - was about the IPCC reports and the broader climate negotiations were working to the globalisation agenda driven by organisations like the WTO [World Trade Organization]." (Also see [141]).

1998 - 2010

DAVIES is Dean of the School of Environmental Sciences, University of East Anglia (he is presently Pro-Vice-Chancellor of UEA).

the IPCC. It is now claimed because of temperature data [31]. Because most all of their raw data from why all 3 datasets are unreliable.

1998 - 2010

From 1998 to 2004, JONES and Jean Palutikof serve as Co-Directors of the University of East Anglia's CRU. In 2005 JONES becomes sole Director. He is also custodian of the CRU temperature record, the primary data set relied on by the IPCC. [19]

2001

THIRD IPCC ASSESSMENT REPORT (TAR): THE HOCKEY STICK ARRIVES ON STAGE

In its 1990 report, the IPCC used the temperature graph created by Hubert Lamb, CRU's first Director. [125], which showed the Medieval Warm Period 1000 years earlier and the Little Ice Age 300 years earlier. Both the MWP and LIA were global phenomena, and a major problem for the CO2/man-made global warming theory. The hockey team needed to eliminate them. And this is what was done. [36] [127]

In fact, DEMING was actually told that: "We must get rid of the Medieval Warm Period" (see (MEDIEVAL WARM PERIOD 1995)). In (MANN 4 Jun 03), Mann writes: "... addresses a good earlier point that Peck made w/ regard to the memo, that it would be nice to try to contain the putative 'MWP...'." [1054736277.txt]


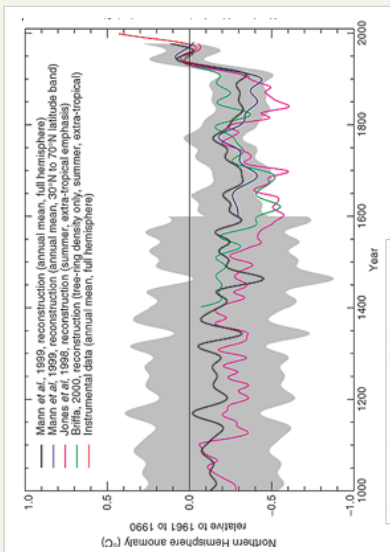
On March 15, 1999, MANN publishes the hockey stick graph in MBH99. It flattens the MWP and LIA, and then turns dramatically skyward to make it appear that temperatures were relatively stable in earlier centuries.

By September 1, 1999 (or earlier) MANN is appointed Lead Author of Chapter 2, "Observed Climate Variability and Change", of the IPCC 2001 report, which substitutes Mann's hockey stick (shown here) for Lamb's 1990 graph. The hockey stick is featured prominently on page 3 of the "Summary for Policymakers". Though Mann's hockey stick is discredited 2 years later (see (MCINTYRE AND MCKITTRICK Nov.2003)), it becomes de facto "proof" of purported catastrophic CO2 induced man-made climate change, and is given persistent prominence by Al Gore.

The authors of the 4 data sets used in this graph are all key individuals party to the CRU e-mails. There are 2 data sets from MANN, 1 data set from JONES and 1 from BRIFFA (who is embroiled in his own hockey stick fiasco; see (BRIFFA'S YAMAL 26 Sep 2009)). For an explanation of manipulations in this graph, see [36]; for explanations of other tampering and a close-up [60], see (HOW TO: 5 Oct. 1999) and (MANN 1 Sep. 1999).

The hockey stick was not used in the 2007 report, but the players remain the same, with BRIFFA taking over from MANN, as explained by MCINTYRE in "IPCC AR4" [56]:

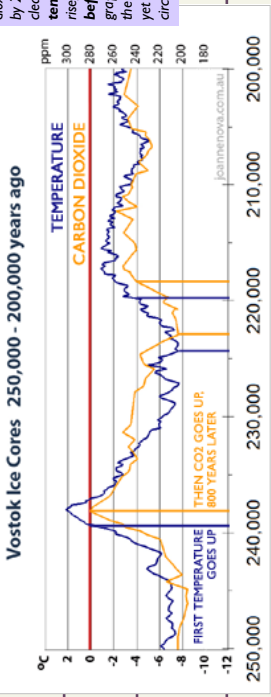
"The lead author for the millennial paleoclimatic section was Keith Briffa... The Team features prominently in the chapter - a search on Mann turns up 92 mentions; BRIFFA 36 mentions; JONES 36 mentions. Like MANN before him, BRIFFA used his position as Lead Author to publicize his own work."



2003

CO2 DOES NOT DRIVE TEMPERATURE -- IT IS THE OTHER WAY AROUND: FIRST TEMPERATURE INCREASES THEN CO2 INCREASES

"In the 1990's the classic Vostok ice core graph showed temperature and carbon in lock-step moving at the same time. It made sense to worry that carbon dioxide did influence temperature. But by 2003 new data came in and it was clear that carbon lagged behind temperature. ... After temperatures rise, on average it takes 800 years before carbon starts to move (see graph). The extraordinary thing is that the lag is well accepted by climatologists, yet virtually unknown outside these circles." [148]



Mar 31, 2004

RUSSIAN INSTITUTE DEC WITH RUSSIAN CLIMATE

DECEMBER 2009: "Climate Institute of Economic Analysis Climate Change ... had probal

"Analysts say Russian meteor the Hadley Center had used a Over 40% of Russian territory

"The data of stations located i not show any substantial war "IEA analysis say climatologist that are influenced by the ur remote stations."

"The IEA said it was necessary to assess the scale of such exa

"What the Russians are st policy is a crack... it has lo fast and loose with Russian - r

{JONES 31 Mar 2004}:- [7

Mar 7, 1996 - Nov 12, 2009

PERIOD COVERED BY CRU E-MAILS
OTHER DOCUMENTS AND DATA FILES GO BACK TO
MAY 31, 1991 (AS PER THE FILES' LAST EDIT DATE)

Jun 12, 1996

WALL STREET JOURNAL, "A MAJOR DECEPTION OF GLOBAL WARMING,"
BY FREDERICK SEITZ

"This IPCC report, like all others, is held in such high regard largely because it has been peer-reviewed. That is, it has been read, discussed, modified, and approved by an international body of experts. These scientists have laid their reputations on the line, but, this report is not what it appears to be - it is not the version that was approved by the contributing scientists listed on the title page. In my more than 60 years as a member of the American scientific community, including service as president of both the National Academy of Sciences and the American Physical Society, I have never witnessed a more disturbing corruption of the peer-review process than the events that led to this IPCC report...."

"The following passages are examples of those included in the report as approved by the scientists but deleted from the supposedly peer-reviewed published version:

- None of the studies cited above has shown clear evidence that we can attribute the observed (climate) changes to the specific cause of increases in greenhouse gases.
- No study to date has positively attributed all or part [of] the climate change observed to date] to anthropogenic [man-made] causes." [15]
- "A leading article in Nature (June 13 [1996]), while dismissive of IPCC critics, had to admit that 'phrases that might have been (mis)interpreted as undermining ... [IPCC] conclusions ... "disappeared" in the revision process.'" [14]

"[Dr. Benjamin] Santer was lead author of Chapter 8 for the 1995 IPCC Report and involved in [this] major controversy. He altered contents of the Chapter so it agreed with the Summary for Policymakers (SPM) without consent of other authors." [13] "Santer ... has always taken full responsibility for making the actual changes, although he has not been forthcoming in revealing who instructed him to make such revisions and who approved them after they were made. He has, however, told others privately that he was asked [prevalled upon?] to do so by IPCC co-chairman John Houghton. ... [A] November 15 letter from the State Department ... [instructed] Dr. Houghton to 'prevail upon' chapter authors to modify their texts in an appropriate manner following discussion in Madrid." [14]

DECEMBER 12, 2009: UPDATE ON THE IPCC'S "PEER REVIEW" PROCESS
LORD CHRISTOPHER MONCKTON, REPORTING FROM THE COPENHAGEN IPCC CONFERENCE: "[IPCC Chairman Rajendra] Pachauri asked us to believe that the IPCC's documents were 'peer-reviewed'. Then he revealed the truth by saying that it was the authors of the IPCC's climate assessments who decided whether the reviewers' comments were acceptable. That -- whatever else it is -- is not peer review." [76]



real shape of the last 2000 years



Jun 17, 1998

MANN COMES ON BOARD: "I LIKE THE IDEA. INCLUDE ME IN"
From "Climategate Part 1 - A 2,000-page epic of science and skepticism":

"What really rocked the paleoclimate work at CRU, and ultimately shook the IPCC, was a seemingly out-of-the-blue email [08980099393.txt] on June 17, 1998, from Michael Mann to Phil Jones, then head of East Anglia's CRU centre. Before then, no mention had been made in the email code of Michael Mann...."

Dear Phil,
Of course I'll be happy to be on board. I think the opportunity for some direct collaboration between us (me, and you/mike/eth) is ripe, and the plan to compare and contrast different approaches and data and synthesize the different results is a good one. Though sidetracked by other projects recently, I remain committed to doing this with you guys, and to explore applications to synthetic datasets with manufactured biases/etc remains high priority. It sounds like it would all fit into the proposal you mention. There may be some overlap w/proposals we will eventually submit to NSF (renewal of our present funding), etc. by I don't see a problem with that in the least.

Once the collaboration is officially in place, I think that sharing of codes, data, etc. should not be a problem. I would be happy to make mine available, though can't promise its the most user friendly thing in the world.

In short, I like the idea. Include me in, and let me know what you [r]eed from me (ex. etc.).

cheers,
mike

"Exactly what those words mean is hard to know. It must be science talk. What is certain from the Climategate emails is that world climate science, and the Climategate emails, would never be the same thereafter. Mr. Mann [who had just published his infamous paper [see {MANN 1998}] quickly rose to be the dominant figure in the paleoclimate effort.... The core of that paper was a graphic that would come to be known as the graphic "hockey stick," presentation of the temperature over the past centuries.

"With Mr. Mann on board, everybody else seemed to go overboard. In the emails, he soon showed out Keith Briffa as the prime tree-ring guru. The Mann hockey stick, and the science work behind it, would end up consuming thousands of email hours over the next decade." [1241]

Sep 7, 1998

HOW TO HIDE COOLING: BURY IT IN SOFTWARE "FUDGE FACTORS"
(Date from BRIFFA_SEPP8_E_PRO file's last edit.)

After 1940, Earth cooled, while atmospheric CO2 increased: the opposite of what should have happened according to AGW theory. Buried in two CRU files of software code was what the programmer described as a "fudge factor" and labeled "a VERY ARTIFICIAL correction for decline." This code is shown below.

***** APPLIES A VERY ARTIFICIAL CORRECTION FOR DECLINE *****
Yrloc=[/400.fudgein(19)]:5;+1904

Apr 19, 1999

BRADLEY: NO CONSENSUS EVEN AT CRU,
AND WE ARE NOT GATEKEEPERS

BRADLEY is so offended by some comments of MANN that he titles this e-mail "CENSORED!!!!". He also makes clear that there is no consensus even among UEA/CRU scientists, and doesn't like the "gatekeeper" role many have assumed.

BRADLEY: "I would like to disassociate myself from Mike Mann's view that 'xxxxxxxxxx' and that they 'xxxxxxxxxx'. I find this notion quite absurd. I have worked with the UEA group for 20+ years and have great respect for them and for their work. Of course, I don't agree with everything they write, and we often have long (but cordial) arguments about what they think versus my views, but that is life. Indeed, I know that they have broad disagreements among themselves, so to refer to them as 'the UEA group', as though they all march in lock-step seems bizarre.

"As for thinking that it is 'Better that nothing appear, than something unacceptable to us'....as though we are the gatekeepers of all that is acceptable in the world of paleoclimatology seems amazingly arrogant." [0924532891.txt]

May 6, 1999

MANN WANTS TO JOIN THE CRU
MANN TO JOIN THE CRU
others: "I trust us all proper on doing here." [0938018]

Sep 22, 1999

MANN: I HAVE LESS CONFIDENCE IN MY DATA THAN SOME

MANN: "I should pain Chris through no fault probably through ME. My thoughts very dear others, definitely over my own [Mann et al. [0938018].24.txt]

Sep 22, 1999

BRIFFA: JUST AS WARM 1000 YEARS AGO
BRIFFA: "I believe that the recent warmth v matched about 1000 years ago." [0938018]

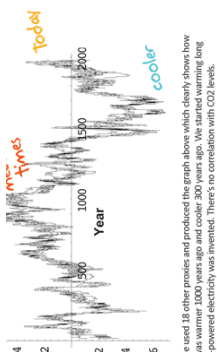
Sep 1, 1999 - Sep 22, 1999

MANN: IPCC DOESN'T WANT TO UNDERMINE CONSENSUS


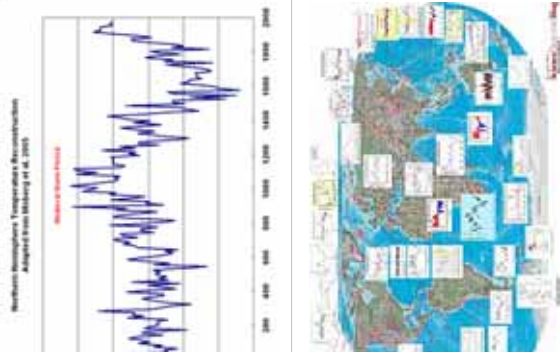
SEPTEMBER 1-3, 1999: IPCC Arusha meeting to consider "2-sigma-order draft" of TAR (MANN in attendance). [0929985154]

SEPTEMBER 22, 1999: MANN, JONES, BRIFFA and FOLLAND (copy to KARL) discuss "IPCC Revisions."

MCINTYRE'S "IPCC AND THE TRICK":
"No minutes of this meeting are available, but Climategate



Used 18 other proxies and produced the graph above which clearly shows how much warmer 1000 years ago and cooler 300 years ago. We started warming long before electricity was invented. There's no correlation with CO2 levels.



Aug 9, 1996
SUN DETERMINED AS MAJOR CLIMATE FACTOR: RESULTS SUPPRESSED

"Dr. [John] Daily uncovered an eleven-year signal in the temperature data set from the island of Tasmania. [169] In a 1996 e-mail to the CRU, Daily explains: "The transform result shows a sharp spike at the [1 year] point... "It would appear that the [1 year] solar cycle does indeed affect temperature." I tried the same run on the [smoothed] CRU global temperature set... [The 1-year pulse is still there... [0839635440.txt]

"In his effort to correlate the data, Dr. Wigley concludes that the solar signal is strong enough to convince him that solar forcing is a major factor in climate change: (4) Causes. Here, ice cores are more valuable... But the main external candidate is solar, and more work is required to improve the 'paleo' solar forcing record and to understand how the climate system responds both globally and regionally to solar forcing." [0839838862.txt]

"What is significant about this paragraph is that it identifies the main cause of climate change as solar forcing, not carbon dioxide (CO2). This fact was also kept secret. Remarkably, this was exactly what [Willie] Soon and [Salle] Baliunas published in... [a] Climate Research paper [in 2003]. The solar correlation became a lightning rod. More than a dozen e-mails from the Jones Gang discuss how to discredit Soon and Baliunas." (See [11.Mar.2003 THREATEN CLIMATE RESEARCH]); [169]

Aug 12, 1996
JONES: ICE CORES VERY UNRELIABLE AND TREE RINGS LESS THAN 50% RELIABLE FOR DETERMINING PAST TEMPERATURE

JONES [0839838862.txt]: "I am disturbed by how some people in the paleo community try to oversell their product... Climate variance explained by the proxy variable—close to zero for ice core isotopes, up to 50% for tree rings, somewhere in between for most other indicators."

Also see [142.08839.txt], an 11 Mar.2006 e-mail from Richard Alley (of Pennsylvania State University) to JONES, BRIFFA, and others, in which he summarizes the NRC's skepticism towards "the ability of proxies to detect warming that the level of a millennium ago." Alley mentions that "one of the committee members was asking each presenter whether the presenter believed that temperatures could be reconstructed for 1000 years ago within 0.5 C, and that the presenters were answering with some qualified version of 'no.'" He also summarizes the many problems with using tree rings for determining temperature.

TRADING FORECAST TO BE THE WORLD'S LARGEST MARKET

World Bank, turnover of carbon trading doubled from 2008. [131:1]
 Environmental markets advisory committee of the Commodity Futures Trading Commission (CFTC) has predicted that within five years a carbon market would dwarf any other market. "I can see carbon trading being a \$2 trillion market," he said. [131:1]

Executive officer of Climate Exchange Plc, which is the world's largest carbon market, says that carbon will unambiguously be the largest non-commodity market. He predicted trades eventually will total \$10 trillion a year. "I'm not an oil or gas trader, but I know that massive interest. As Bart Chilton says: "This issue is too important to ignore. We need to get this right from the get-go. The get-go starts with us. We need to curtail carbon, there is no need to..." [131:1]

Nov. 22, 1996
SAVE TIME -- JUST MAKE UP THE TEMPERATURES

GEORGE JENKINS (UK MET OFFICE) TO JONES: "Remember all the fun we had last year over 1995 global temperatures, with early release of information (via Oz), 'inventing the December monthly value, letters to Nature etc etc? I think we should have a cunning plan about what to do this year, simply to avoid a lot of wasted time..."

"We feed this selectively to Nick Nuttall [Executive Director of UNEP] (who has had this in the past and seems now to expect special treatment) so that he can write an article for the silly season. We could also give this to Neville Nicholls [IPCC lead author and Australian Met Bureau employee]?" [0848679780.txt]

Mar. 25, 1998
CRU PROGRAMMING CODE IDENPLUS188119602NETCDF.PROF [23]

Note these comments from the programming code specifically say that the CRU has temperature data going back to 440 and 1070, it only uses data after 1400, that is, after the Medieval Warm Period that undermines the Anthropogenic Global Warming (or man-made global warming) hypothesis.

: we know the file starts at yr 440, but we want nothing till 1400, so we can skip lines (1400-440)/10 + 1 header line
 : (1980-1400)/10 + 1 lines
 : we now want all lines (10 yr per line) from 1400 to 1991, which is
 : ((1990-1400)/10 + 1) lines (since 1991 is on line beginning 1990)
 : we now want all lines (10 yr per line) from 1400 to 1991, which is
 : ((1990-1400)/10 + 1) lines (since 1991 is on line beginning 1990)

Mar. 1, 1998
CARBON ECONOMICS 2: A STACKED DECK AGAINST ECONOMIC PROGRESS

As Terence Carcoran explains in "Climategate Part 1 - A 2,000-page epic of science and skepticism," CRU became involved with developing future economic scenarios for the IPCC, "a loaded ideological exercise. In March 1998, Mike Hulme received a draft version [0889554019.txt] of these 100-year forecast scenarios... [The A1 scenario is called the Golden Economic Age. It describes a period of 'rapid and successful economic development,' brought on by the economic structures that have been successful in the past: free markets, global free trade, innovation... The trouble with this Golden Economic Age... is that it produced a lot of carbon emissions... The alternatives were variations on slower growth... But the good news, from the IPCC perspective, is that carbon emissions were a lot lower." [124:1]

"The upshot of these scenarios, based on IPCC objectives of reducing carbon emission, is a deck stacked against free markets and globalization. In the [ClimateGate] emails, the scenarios make their way through a barrage of comment from scientists who, for the most part, balk at the process. In one small sample, Tom Wigley wrote to Mike Hulme telling him that 'energy-economics models need to be revised' because they fail to take into account actual emissions between 1990 and 1999. In July, 1998, David Schimel, a climate scientist at the U.S. National Center for Atmospheric Research, wrote to Wigley: 'I raised this issue at the scoping meeting... where it was greeted with general agreement but it appeared to come as a complete surprise to many that scenarios should have a relationship to reality...'"

In the end, Mike Hulme appeared as one of the contributing authors for the IPCC's 2001 Synthesis Report, including various 100-year scenarios. It concluded that carbon concentration in the atmosphere could rise to 1,250 ppm above the pre-industrial year of 1750 under the free market A1 scenario, with temperatures rising as much as 5.8 degrees Celsius.
 "Capitalism clearly ruins everything" [124:1] (See also [143] [144])

Jun. 24, 1998 - May 8, 2007
GLOBAL WARMING ALSO ON TRITON, NEPTUNE, MARS

JUNE 24, 1998: Global warming on Neptune's largest moon, Triton. [95]
 JANUARY 26, 2007: Simultaneous global warming on Mars and Earth. [96]
 MAY 8 2007: Simultaneous warming on Venus, Mars, and Earth. [97]

"These two lines of code establish a twenty-element array (yinc) comprising the year 1400 (base year, but not sure why needed here) and nineteen years between 1904 and 1994 in half-decade increments. Then the corresponding 'judge factor' (from the valid matrix) is applied to each interval... [N]ot only are temperatures biased to the upside later in the century (though certainly prior to 1960), but a few mid-century intervals are being biased slightly lower..." [22]

As seen in the graph [153], when the above "correction" is applied, it lowers the warm temperatures in the 1930s, and raises the cool temperatures after 1940, softening the 1940 warm peak [GRAPH 1981]. (See [34] [35] [22] [153] for more information)

The 1940 "warming blip" has always been a problem. See [WIGLEY 27.Sep.09] where WIGLEY and JONES discuss how to reduce the 1940 "warming blip." This time the solution is to try to reduce warm temperatures as opposed to the above attempt to increase cool temperatures.

correspondence on Sep 22-23 [0938018124.txt], 1999 provides some contemporary information about the meeting. "The IPCC was direct structuring the Summary for Policy-makers, and a proxy diagram showing temperature history over the past 1000 years was a 'clear favorite.'" [FOLLAND, 0938018124.txt]

"[A] version of the proxy diagram was presented at the Tanzania meeting showing the late twentieth century decline..." "The emails show that the late 20th century decline in the Briffa reconstruction was perceived by IPCC as 'diluting the message,' that 'everyone in the room [IPCC thought that the Briffa decline was a 'problem' and a 'potential distraction/detractor,' that this was then the most important issue in chapter 2 of the IPCC report and that there was 'pressure' on Briffa, and other authors to show a 'nice tidy story' of unprecedented warming in thousand years or more."

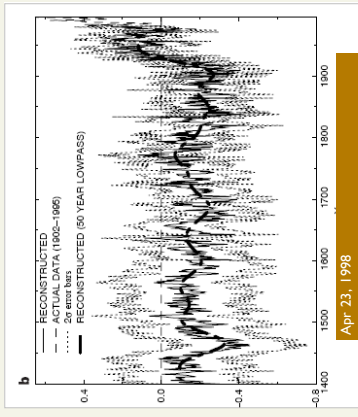
"By this time, it appears [from the e-mails] that each of the three [IPCC authors (Jones, Mann and Briffa)] had experimented with different approaches to the 'problem of the decline...' "[One] approach is perhaps evidenced in programming changes a week earlier (Sep 13 1999), in which programs in the osborn-tre66/mann/oldprog director appear to show efforts to 'correct' the calibration of the Briffa reconstruction, which may or may not be relevant to the eventual methodology to 'hide the decline' (used by the IPCC, which is wording similar, but not identical, to that used by JONES two weeks later in [JONES 16.Nov.1999], as explained in [54]).

"The final IPCC diagram (2.2.1) is shown... [IPCC 2001] In this rendering, the Briffa reconstruction is obviously no longer 'a problem' a potential distraction/detractor' and does not "dilute the message." Mann has not given any 'fodder' to the skeptics, who obviously did not have a 'field day' with the decline." [54] [The main fiddle was to simply delete the offending data (see [HOW TO HIDE 5.Oct.1999] and [IPCC 2001]).

Sep 13, 1999
HOW TO HIDE COOLING: BURY IT IN SOFTWARE

CRU PROGRAMMING CODE [CALIBRATE_CORRECTMXD.F (Date from the file's last edit.)

: No need to verify the correct and uncorrected versions, since these should be identical prior to 1920 or 1930 or whenever the decline was corrected onwards from. [23]



Apr. 23, 1998
THE HOCKEY STICK IS BORN

MANN, BRADLEY and HUGHES publish their hockey stick paper (MBH98) in Nature. However, the graph only goes back to 1400, which is after the Medieval Warm Period, so it only flattens the Little Ice Age. A year later, they publish a new version, MBH99, going back a thousand years and flattening the MWP, too. [43]

Mar. 15, 1999
MICHAEL MANN HAS

MANN, BRADLEY and HUGHES (GRU) (to year 1000, and flat By September, 1999 ("Observed Climate Variability" prominently features it By November, 2003, MCKITTRICK Nov.2000 of purported catastrophes struck it not used 4 ver

Jun 1988

WHO AND UNEP ESTABLISH THE INTERGOVERNMENTAL PANEL ON CLIMATE CHANGE (IPCC).

KING

WOOD."

661)

LUS E. BENESTAD: senior scientist; Norwegian Meteorological Institute; co-founder of realclimate.org. [102]

MOND BRADLEY: director; Climate System Research Center, University of Massachusetts (USA); co-author of the hockey stick

PHY CARTER: senior researcher; Finnish Environment Institute; lead author of the 1995, 2001, and 2007 IPCC reports. [99]

JAM CONNOLLEY: former climate modeler [102]; co-founder of realclimate.org.

ARD R. COOK: director of Lamont-Doherty Earth Observatory Tree-Ring Laboratory (USA).

NT FOSTER: chief scientist; Island Data Corporation (USA).

COLM HUGHES: professor of dendrochronology; University of Arizona (USA); co-author of the hockey stick graph.

EN JANSEN: research director; Bjerknes Centre for Climate Research (NO); coordinating lead author of the paleoclimate

EN MCINTYRE: mathematician and mining expert; founder of realclimate.org. [164]

CKITRICK: professor of economics; University of Guelph (CA). [165]

ATHAN OVERPECK: director; Institute for the Study of Planet Earth, University of Arizona (USA); coordinating lead author of the climate chapter, 2007 IPCC report.

PLUMMER: climatologist; National Climate Centre Bureau of Meteorology (AU).

AN RAHMSTORF: professor of [oceanic] physics; University of Southampton (GB); co-founder of realclimate.org. [105]

ALINGER: climate change scientist; lead author of the 2007 IPCC report. [106]

AMIN SANTER: statistician; Lawrence Livermore National Laboratory (USA).

HEN SCHNEIDER: professor of environmental biology and geology; Stanford University (USA); contributor to all four IPCC Assessment Reports. [167]

IARD SOMERVILLE: professor emeritus, research professor; Institute of Oceanography (USA); coordinating lead author of the 2007 IPCC report. [100]

J. STEIG: director of Quaternary Research Center; University of Colorado Boulder (USA).

1 INTRIGUE

INTERFERENCE WITH PEER REVIEW PROCESS TO SUPPRESS RESEARCH JEOPARDIZING THE "CONSENSUS" ABOUT AGW (ANTHROPOGENIC GLOBAL WARMING OR MAN-MADE GLOBAL WARMING)



Nov 11, 1991

GREENPEACE CO-FOUNDER: TRUTH DOESN'T MATTER; ONLY WHAT PEOPLE BELIEVE

PAUL WATSON (founder of Greenpeace): "It doesn't matter what is true, it only matters what people believe is true.... You are what the media define you to be. [Greenpeace] became a myth, and a myth-generating machine." [90] [135]

WORDS TO PONDER

"[T]o capture the public's imagination ... we have to offer up some scary scenarios, make simplified dramatic statements and little mention of any doubts one might have.... Each of us has to decide the right balance between being effective, and being honest." -- STEPHEN SCHNEIDER (1989), contributor to all four IPCC reports. [88]

"Isn't the only hope for the planet that the industrialized civilizations collapse? Isn't it our responsibility to bring that about?" -- MAURICE STRONG (1990), founder of the UN Environment Program [91]

"The [observed] data don't matter.... 'The data don't matter'... 'Besides, we're not basing our recommendations [for immediate reductions in CO2 emissions] based upon the data; we're basing them upon computer models.'" -- CHRIS FOLLAND (1991) of the UK Met Office. [162]

"Unless we announce disasters no one will listen." -- JOHN HOUGHTON (1994), first co-chair of the IPCC WG I. [89]

"If you put tomfoolery into a computer, nothing comes out of it but tomfoolery. But this tomfoolery, having passed through a very expensive machine, is somehow emboldened and no one dares criticize it." -- PIERRE GALLOIS [163]

"There is no opinion, however absurd, which men will not readily embrace as soon as they can be brought to the conviction that it is generally adopted." -- ARTHUR SCHOPENHAUER [163]

"Nothing is more obstinate than a [fashionable] consensus." -- MARGARET THATCHER [163]

2 DECEPTION

MANIPULATION OF SCIENTIFIC DATA AND PUBLIC INFORMATION TO STRENGTHEN THE CASE FOR AGW AND SUPPRESS CONTRARY EVIDENCE

1990

THE WANG AFFAIR AND JONES' URBAN HEAT ISLAND EFFECT PAPER [48]

JONES is the lead author of a September 1990 paper that concludes there is no relevant urban heat island effect (i.e.

1992

AL GORE'S CONSENSUS?

AL GORE: "Only an insignificant fraction of scientists deny the global warming crisis. The time for debate is over. The science is settled." [80]

GALLUP POLL: 83% of scientists actively involved in global climate research did not believe global warming had occurred or weren't sure (53% and 30% respectively). Only 17% thought global warming had begun. [80]

GREENPEACE POLL: "47% of climatologists didn't think a runaway greenhouse effect was imminent; only 26% thought it possible and a mere 13% thought it probable." [80]

Also see [CRICHTON 17 Jan.2003].

1995

MEDIA WARM PERIOD: "WE HAVE TO GET RID OF IT"

A major problem for the Anthropogenic (i.e., Man-made) Global Warming theory is the Medieval Warm Period of a thousand years ago. The MWP was a time when global temperatures were much warmer than today's. Indeed, "more than 700 scientists from 400 institutions in 40 countries have contributed to peer-reviewed papers providing evidence that the Medieval Warm Period, which the IPCC has tried to deny, was real, global, and warmer than the

The n

6

GOOD YEAR

Director of NASA Goddard Institute for Space Studies, a d shortly thereafter publishes GISS' first global temperature of increasing Atmospheric Carbon Dioxide," in the journal ture analysis scheme published and used by GISS was defined 70s. [18] The GISS global temperature record is one of 4 s now used by the IPCC, the primary being the CRU record. st of their raw data from NOAA's GHCN dataset. [50]

coming paper to the New York Times, which runs a front page made global warming on August 22, 1981. [5] [152] g point: It is the year he assumes the directorship of NASA nitial global temperature record model (of which he is wn work, and becomes a front-page celebrity.

a graph (shown) in HANSEN'S 1981 paper "Climate Impact Atmospheric Carbon Dioxide," Earth:

om 1880 to 1940 (60 years), before any significant man-made ns;

m 1940 to 1980 (40 years), despite the greatest increase in sions of CO2 up to that date, due to the post war sm.

a previous warming trend of 60 years, and being 40 years trend, it was decided at the July, 1979 conference that in ndergoing warming, and that CO2 was to blame. How?

ANSEN have predicted a warming trend at this time, the late is own data didn't show it? Only years later, once a d had set in, was it declared that Earth was in a warming his a coincidence? Was HANSEN lucky? Are we to believe riate models? [133] constructed 30 years ago let Hansen et predict global warming and attribute it to CO2, when these, re sophisticated models run on powerful super-computers, edict the global cooling that has been happening for more now (despite ever-higher levels of atmospheric CO2)?

in-ichi Alakoski, former director of the world-leading Arctic Research Center at the University of Alaska, and r 500 articles, explained in September 2007: "[N]o , no matter how powerful, is able to prove definitively a simplistic says the greenhouse effect is responsible for warming." [92]

2 years of cooling, one hockey stick researcher flaky states ; a "travesty" models cannot account for the cooling (see e 12, Oct. 2009). If these models cannot explain the cooling, ason they cannot explain the warming, because unknown ng the climate are overwhelming the known.

y a handful of scientists agreed with the 1979 conference r HANSEN'S 1981 position, the news media ignored all f-view, and championed Hansen's CO2 induced warming, n-page billing. Why?

localized temperature increase) in and around urban centers. [46] However, 3 months later, his co-author Wei-Chyng Wang publishes another paper using the very same Eastern China data, concluding that there is a significant UHI effect and temperature studies must take into account to avoid skewing results in favor of warming. [47] (Also see {WIGLEY 1, Nov.09})

Aside from producing contradictory conclusions, the data set used by the authors poses other problems. The 84 stations from which it allegedly derives were chosen because of a supposed history of "few, if any, changes in instrumentation, location or observation times." [48]

In February, 2007, mathematician Doug Keenan learns that data are available for only 35 of the stations, and of those, "at least half have undergone substantial moves." [48] Keenan asks JONES about the source of location information of the other 49 stations. JONES replies that Wang "selected the stations... based on his extensive knowledge of those networks." [48] Keenan writes to Wang, who replies that Zhao-Mei Zeng (a co-author of [47]) has "hard copies of station histories." However, the authors, including Zeng, of a U.S. Department of Energy and Chinese Academy of Sciences study detailing station moves note that the copies to which Wang referred were "not currently available." [49]

Later in 2007 Keenan publishes "The Fraud Allegation Against Some Climatic Research of Wei-Chyng Wang," setting out the matter, but despite an investigation by the University at Albany (where Wang is employed), the "hardcopies of station histories" are never produced. Neither are the results of the university's investigation. In his paper, Keenan notes that though JONES may not have known about the fraud in 1990, in 2001 he co-authored a study that "considered two meteorological stations in China (at Beijing and at Shanghai). This study correctly describes how the stations had undergone relocations, and it concludes that those relocations substantially affected the measured temperatures-in direct contradiction to the claims of Wang. Thus, by 2001, Jones must have known that the claims of Wang were not wholly true." [49]

"The [1990 JONES et al] paper has been the major evidence presented by JONES in all of the IPCC reports to dismiss the influence of urban change on the temperature measurements, and also has been used as an excuse for the failure to mention most of the unequivocal evidence that such urban effects exist. The paper was even dragged out again for the 2007 IPCC report." [39] In fact, determining the UHI is not complicated at all. (See "Picking out the UHI in climatic temperature records - so easy a 6th grader can do it!" [6]. See also [149])

On August 31, 2007 WIGLEY e-mails Keenan is correct: "Seems to me that Keenan has a valid point. The statements in the papers that he quotes seem to be incorrect statements, and that someone [Wang] at the very least) must have known at the time that they were incorrect." [1188557698.txt] [1241415247.txt]

3 SECRECY

REFUSAL TO DISCLOSE DATA AND SCIENTIFIC METHODOLOGIES, EVEN WHEN DOING SO VIOLATES FREEDOM OF INFORMATION LAWS

1989
US GLOBAL CHANGE RESEARCH PROGRAM ESTABLISHED WITH AN INITIAL BUDGET OF \$140 MILLION. (TODAY, \$2 BILLION IS SPENT ANNUALLY ON US CLIMATE RESEARCH)

"The Program is broad in scope, encompassing the full range of earth system changes, including climatic, volcanic, seismic, ecological, and biological changes... [and] addresses both natural phenomena and the effects of human activity. Global warming, an issue that has received much public attention this past year, is an important element of this Program." "However, global warming has occurred in pre-industrial eras. The potential for future global warming, and the relative contributions of natural processes and human influences are still poorly known." "In FY 1989, funding for focused global change research activities totals \$133.9 million." [131:2]

Today research funding exceeds \$2 billion annually, as compared to \$23 million by Exxon over 10 years (just \$2 million per year). "In total, over the last 20 years, by the end of fiscal year 2009, the US government will have poured in \$32 billion for climate research--and another \$36 billion for development of climate-related technologies." [131:1] (See also [142].)

1989
UK MET OFFICE ESTABLISHES HADLEY CENTRE FOR CLIMATE PREDICTION: HAS CLOSE TIES WITH IPCC AND CRU

John Houghton, Director General of the UK's Met Office and chair of the IPCC Working Group I, is "instrumental in establishing the Met Office's offshoot the Hadley Centre for Climate Prediction." [130]

"The Hadley Centre has a very close relationship with the IPCC on several fronts. In conjunction with the Climatic Research Unit (CRU) of

present." [94] (Also see [63] and graphs [top 26, middle 36, bottom 64].)

During the MWP, Chaucer spoke of vineyards in northern England [128] [129]. "All over the city of London there are little memories of the vineyards that grew in the [MWP]." [137] "An agronomist at Virginia Tech suggests that if you are planning to start a vineyard, the roots of the vines cannot be exposed to temperatures below 25°F or the vine will die. Even though there were no thermometers at the time of Eric the Red, this gives us a benchmark for reference. In fact, the Smithsonian reports that there is evidence which supports the theory that the Viking colonies later collapsed as a result of a dramatically cooling climate." [78] (To learn more, see "On the Vikings and Greenland" [86].) Clearly these high MWP temperatures could not have been due to man-made CO2. [25] In general, warm periods have coincided with human prosperity and progress, while cool periods have coincided with suffering, disease, and famine. [70]

Following the MWP was the Little Ice Age, a time when the River Thames froze (evidenced in paintings and in social events held on the river) [136]. The LIA proves Earth has been steadily warming for centuries (see (GLACIER FACTS 2008)), contradicting the claim that recent warming is anomalous. In addition, there was the 3,000 year Holocene Maximum of 7,000 years ago when temperatures were also significantly higher than today's. [138] [123]. Together, the HC, MWP, and LIA show that global temperatures fluctuate several degrees from natural causes with no ill-effects.

However, because the Medieval Warm Period and Little Ice Age were fatal to the AGW theory, the hockey team needed to erase them. With reference to this, David Deming, a geophysicist at the University of Oklahoma, wrote the following concerning a 1995 e-mail he received, and about which he has testified [38]:

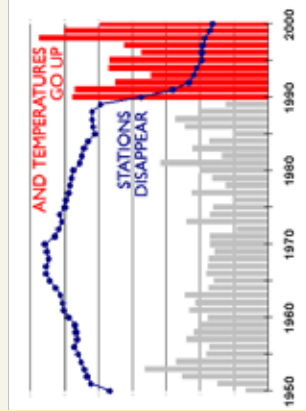
"They thought I was one of them, someone who would pervert science in the service of social and political causes. So one of them let his guard down. A major person working in the area of climate change and global warming sent me an astonishing email that said "We have to get rid of the Medieval Warm Period." [59]

And this is what MANN'S 1999 hockey stick graph accomplished. [36] [127] Compare the temperature graph from the 1990 IPCC report with the 2001 IPCC report (see [IPCC 1999] and [IPCC 2001]). The 2001 report used MANN'S now discredited hockey stick graph that flattened the MWP and LIA to make it appear that modern global temperatures were unusually high.

Despite MANN'S creativity, both OVERPECK and JONES remained convinced the MWP and LIA were real. In 2003 Overpeck wanted to "contain the putative 'MWP'" (see [OVERPECK 4-Jun-2003]), while in 2004, Jones contested MWP and LIA temperatures, based on feelings rather than facts:

JONES: "[There] is no way the MWP (whatever it was) was as warm globally as the last 20 years. There is also no way a whole decade in the LIA period was more than 1 deg C on a global basis cooler than the 1961-90 mean. This is all gut feeling, no science..." [1098472400.txt]

A warm peak in 1940 was another obstacle for AGW theorists, since it occurred before significant man-made CO2 emissions (see (GRAPH 1981)). A programmer's notation in the CRU software (see (HOW TO HIDE 7, Sep. 1998)) to "Apply a VERY ARTIFICIAL correction for decline" appears to reveal the CRU's method for erasing the problem: The recorded peak was artificially lowered, and subsequent temperatures hiked. [153]



1995
CARBON ECONOMICS I: CARBON LARGEST NON-FINANCIAL COM

"Carbon emissions have been traded, all since the 1990s." [134] "According to th \$63 billion in 2007 to \$126 billion in

"Bart Chilton, head of the energy and en Futures Trading Commission ... has pred of the markets his agency currently regul "The largest commodity market in t

"Richard L. Sandor, chairman and chi owns the world's biggest carbon also "We're going to see a worldwide market, financial commodity in the world."

"In other words, carbon trading will be b and lucrative represents a major wester) our economy and to our world, and we n the science. If there is no evidence t trade it." [131:1]

...: WARMING FROM CO2
headlining cooling, the New York
and in an op-ed piece sets the
O2-induced global warming
time we were certain that a
duced climate change was
d be too late to prevent it." [6]

the University of East Anglia the Hadley Centre supplies the
IPCC with a key temperature dataset ... Hadley Centre has also
provided climate modelling for most, if not all of the IPCC's report. ... The
phical chapter of the 2007 [IPCC] report, the chapter in which human
activity was blamed for warming, had 53 authors of whom 10 were from
the Hadley Centre. At one stage the IPCC even had offices in the Hadley
Centre building." [130]

TEMPERATURES WARMING GLOBALLY (2009 DATA)

1976 - 2000

Apr 1981 Jul 1981 Oct 1985 Apr 1988 Jul 1988 Oct 1988 Jan 1989 Apr 1989 Jul 1989 Oct 1989 Jan 1990 Oct 1991 Jan 1992 Jan 1993 Jan 1995 Apr 1999

MAKES THE FRONT PAGE
ie front page after HANSEN
s reporter with a preview copy of
t of Increasing Atmospheric
ublished in the journal Science
amaic predictions about CO2
ritical of the approach taken
for damaging the integrity of
ner] Weart, "respected
ed Hansen, saying he had
scientific evidence justified." [5]

ach, critical to placing the climate change issue firmly on the
a and the subsequent establishment of the IPCC, concludes that
tion is more urgent than previously thought. According to a joint
nizing bodies: "As a result of the increasing concentrations of
level that in the first half of the next century a rise of global mean
is greater than any in man's history."
that these conclusions were far bolder than any that had gone before,
he conclusion of a US National Research Council report, published just
It advocated "caution not panic", and weighed in against the
CO2 emissions." [5]

ating Franz's paper: "The Development of an International Agenda
"[T]ime the 100 attendees participated as individuals rather than
es, and they were selected by the three sponsoring agencies.
attendees for policy recommendations with the UNEP representative
about moving away from fossil fuels, the WMO asking for clear
knowledge and for advice to policy makers and the ICSU asking for
nd international level". **That one sponsoring organization**
movement away from fossil fuel and another asking for
s shows that they had decided on the conclusion even before
these were not the only ones. Franz says that the chairman, James
its to develop a consensus statement on the present state of
if increases in CO2 and other radiatively active gases, and the
ffects, and to develop sound recommendations for action by countries
based on this scientific consensus." [130]

cluding JONES and WIGLEY, attended this conference. [13]

Jun 1988

**WMO AND UNEP ESTABLISH THE INTERGOVERNMENTAL PANEL ON
CLIMATE CHANGE (IPCC)**
"bert Bolin, the first chairman of the IPCC was already heavily committed to the
nion of manmade warming, having worked previously for the UNEP, WMO, the
Brundtland Report, the SCOPE 2.9 report (on which the first IPCC report was largely
based) and, very crucially, having documented that the Villach conference reached
a consensus that manmade emissions of carbon dioxide were to blame for variations
in climate. [130]

"John Houghton, of the UK's Met Office and seemingly as much a believer in man-
made warming as Bolin, [was] appointed to chair IPCC Working Group I, whose role
was to look for evidence of climate change and attribute causes (as if that blame
hadn't been predetermined)." [130]

Jun 1988

HANSEN: STOP WAFLING; OTHER SCIENTISTS REBUKE HANSEN
"The present hysteria formally began in the summer of 1988, although preparations
had been put in place at least three years earlier.... James Hansen, director of the
Goddard Institute for Space Studies, in testimony before Sen. Al Gore's Committee on
Science, Technology and Space, said, in effect, that he was 99 percent certain that
temperature had increased and that there was some greenhouse warming. He
made no statement concerning the relation between the two." [15] Afterwards,
HANSEN tells journalists that it is time to "stop waffling, and say that the
evidence is pretty strong that the greenhouse effect is here." [4] [5]

The media leap onto CO2 induced global warming, and the number of
American newspaper articles about it rise tenfold in just one year. [4]

"The interest Hansen generated in the media was also well-timed with regard to a
major conference held in Toronto at the end of June 1988 [the World Conference
on the Changing Atmosphere] organised by scientists involved with the Villach and
Bellagio workshops of 1987. This conference brought together 341 delegates,
including 20 politicians and ambassadors, 118 policy and legal advisers and senior
government officials, 73 physical scientists, 50 industry representatives and energy
specialists, 30 social scientists and 50 environmental activists from 46 countries." [5]
According to Franz, the conference's challenge to reduce CO2 emissions by
about 20 percent of 1988 levels by 2004 had minimal scientific support. [5]

"Many scientists were critical of the approach taken by Hansen and
others for damaging the integrity of science. According to [climate
historian Spencer] Weart, 'respected scientists publicly rebuked
Hansen, saying he had gone far beyond what scientific evidence
justified.'" [5] See also [151].

1990

**THIRD WORLD ECONOMIC COMPENSATION IS ALREADY
ON THE AGENDA**
At the third IPCC session (Washington, February, 1990), Bert
Bolin (Chair IPCC Working Group I) states that the fossil fuel
issue is "undoubtedly the critical one and must be addressed now,"
and speaks of the financial aid and technology transfer that will
be required from developed countries to developing ones. [130]

1990

FIRST IPCC ASSESSMENT REPORT
Lead authors and other contributors to the report include
senior staff from the UK Meteorological Office and CRU [130].

The temperature graph shown is Figure 7c from the 1990 IPCC
report. This graph was created by Hubert Lamb, CRU's first
Director [125], and shows the Medieval Warm Period of 1000
years ago and the Little Ice Age of 300 years ago, which, as
David Evans explains in his article "A Simple Proof that Global
Warming Is Not Man-Made" is just that. [25]

Both the MWP and LIA were global phenomena and major
problems for the CO2/man-made global warming theory, so
the hockey team needed to eliminate them, which is what
MANINS 1999 hockey stick graph accomplished. [36] [127] See
[MEDIEVAL WARM PERIOD 1995].


As a result, the IPCC replaced its temperature graph in 2001
with MANIN's now discredited 'hockey stick' graph (see
[MCINTYRE AND MCKITTRICK Nov2003]) that flattened the
MWP and LIA, and turned dramatically upward in the mid-
twentieth century, creating an impression that global
temperatures had previously been stable.

1992

**IPCC SUPPLEMENTARY REPORT
THE UNFCCC IS CREATED**
Creation of the United Nations
Framework Convention on
Climate Change, "a body that
supports the operation of a treaty of
the same name and that treaty asserts
that manmade emissions of carbon
dioxide cause warming." [130]

1995

SECOND IPCC ASSESSMENT REPORT
As with the IPCC's 1990 report, key lead
report include senior staff from the UK M
SANTER was responsible for a highly cont
the 1995 IPCC report (see [WALL STREET
**BEFORE: "No study to date has positively at
change] to anthropogenic causes." - IPCC 199**
**BEFORE: "When will an anthropogenic effec
that the best answer to this question is, 'We do**
**AFTER: "The body of ... evidence now points
climate." - IPCC 1995 (rewrite) [126]**



1978 - 1993

WIGLEY is Director of the University
of East Anglia's CRU, and custodian of
its temperature record, the primary
data set relied on by the IPCC. [19]

CLIMATEGATE: 30 YEARS IN THE MA

"A LITTLE TRUTH REPELS MUCH FALSEHOOD, JUST AS A LITTLE FIRE BURNS A LOT OF
— HAZRAT ALI (D. ...)

A STORY OF INTRIGUE, DECEPTION AND SECRECY

On November 17, 2009 some 3,000 e-mails, software files, and other documents from the University of East Anglia's Climatic Research Unit were covertly released onto the Internet. In his November 28, 2009 telegraph.co.uk article "Climate Change: This is the Worst Scientific Scandal of Our Generation," Christopher Booker summarized the far-reaching ramifications of what was exposed in these documents:

The reason why even the Guardian's George Monbiot has expressed total shock and dismay at the picture revealed by the documents is that their authors are not just any old bunch of academics. Their importance cannot be overestimated. What we are looking at here is the small group of scientists who have for years been more influential in driving the worldwide alarm over global warming than any others, not least through the role they play at the heart of the UN's Intergovernmental Panel on Climate Change (IPCC).

Professor Philip Jones, the CRU's director, is in charge of the two key sets of data used by the IPCC to draw up its reports. Through its link to the Hadley Centre, part of the UK Met Office, which selects most of the IPCC's key scientific contributors, his global temperature record is the most important of the four sets of temperature data on which the IPCC and governments rely - not least for their predictions that the world will warm to catastrophic levels unless trillions of dollars are spent to avert it.

Dr Jones is also a key part of the closely knit group of American and British scientists responsible for promoting that picture of world temperatures conveyed by Michael Mann's "hockey stick" graph which 10 years ago turned climate history on its head by showing that, after 1,000 years of decline, global temperatures have recently shot up to their highest level in recorded history.

Given star billing by the IPCC, not least for the way it appeared to eliminate the long-accepted Medieval Warm Period when temperatures were higher they are today, the graph became the central icon of the entire man-made global warming movement.

Since 2003, however, when the statistical methods used to create the "hockey stick" were first exposed as fundamentally flawed by an expert Canadian statistician Steve McIntyre, an increasingly heated battle has been raging between Mann's supporters, calling themselves "the Hockey Team", and McIntyre and his own allies, as they have ever more devastatingly called into question the entire statistical basis on which the IPCC and CRU construct their case.

The senders and recipients of the leaked CRU emails constitute a cast list of the IPCC's scientific elite, including not just the "Hockey Team", such as Dr Mann himself, Dr Jones and his CRU colleague Keith Briffa, but Ben Santer, responsible for a highly controversial rewriting of key passages in the IPCC's 1995 report; Kevin Trenberth, who similarly controversially pushed the IPCC into scenariongering over hurricane activity; and Gavin Schmidt, right-hand man to Al Gore's ally Dr James Hansen, whose own GISS record of surface temperature data is second in importance only to that of the CRU itself. [16]

Writing in The Atlantic, Clive Crook is more candid: "In my previous post on Climategate I blithely said that nothing in the climate science email dump surprised me much. Having waded more deeply over the weekend I take that back. The closed-mindedness of these supposed men of science, their willingness to go to any lengths to defend a preconceived message, is surprising even to me. The stink of intellectual corruption is overpowering." [159]

As Charlie Martin explained in "Global WarmingGate: What Does It Mean," the e-mails suggested:

- 1) [T]he authors co-operated covertly to ensure that only papers favorable to CO2-forced AGW [Anthropogenic Global Warming or man-made global warming] were published, and that editors and journals publishing contrary papers were punished. They also attempted to 'discipline' scientists and journalists who published skeptical information.
- 2) [T]he authors manipulated and 'massaged' the data to strengthen the case in favor of unprecedented CO2-forced AGW, and to suppress their own data fit called AGW into question.
- 3) [T]he authors co-operated (perhaps the word is 'conspired') to prevent data from being made available to other researchers through either data archiving requests or through the Freedom of Information Acts of both the US and the UK. [17]

WHO'S WHO [8, 38]

(CRU) CLIMATIC RESEARCH UNIT, UNIVERSITY OF EAST ANGLIA -- ENG
PHIL JONES: director; custodian of CRU temperature set; contributor to IPCC.
KEITH BRIFFA: deputy director; lead author of the millennial paleoclimate section, 2007 IPCC report.
TREVOR DAVIES: former director; current pro-vice chancellor UEA;
IAN "HARRY" HARRIS: researcher, programmer.
MICK KELLY: fellow; leading climate scientist.
TIM OSBORN: academic fellow; specialist in climate modeling.

MET OFFICE HADLEY CENTRE FOR CLIMATE CHANGE -- ENG
CHRIS FOLLAND: research fellow; former head Met Office Hadley Centre Climate Variability and Forecasting Group; IPCC author and editor.

(GCCR) TYNDALL CENTRE FOR CLIMATE CHANGE RESEARCH -- ENG
MIKE HULME: director; fellow, professor of climate science; UEA.
TIM MITCHELL: present 1997-2004; PhD: 2001; UEA (supervised by Mike Hulme) [115]; possibly software author "Harry" (of HARRY_READ_MET.TXT) was analyzing.

(NASA GISS) NATIONAL AERONAUTICS AND SPACE ADMINISTRATION: GODDARD INSTITUTE FOR SPACE STUDIES, COLUMBIA UNIVERSITY -- USA
JAMES HANSEN: director.
GAVIN SCHMIDT: climatologist; modeler; co-founder of realclimate.org.

(NOAA NCDC) NATIONAL OCEANIC AND ATMOSPHERIC ADMINISTRATION: NATIONAL CLIMATIC DATA CENTER -- USA
THOMAS KARL: director.
EUGENE WAHL: physical scientist; paleoclimatology. [104]

(NCAR) NATIONAL CENTER FOR ATMOSPHERIC RESEARCH -- USA
KEVIN TRENBERTH: head of climate analysis section; lead author of the 1995, 2001, and 2007 IPCC reports. [102]
CASPAR AMMANN: scientist; climate and global dynamics; co-founder realclimate.org.

(PSU) PENNSYLVANIA STATE UNIVERSITY -- USA
MICHAEL E. MANN: director; Earth System Science Center; lead author of the hockey stick graph; co-founder of realclimate.org.

(UCAR) UNIVERSITY CORPORATION FOR ATMOSPHERIC RESEARCH - USA
TOM WIGLEY: senior scientist; former director and current visiting fellow; CRU.
ERIC ...

THE CLIMATEGATE TIMELINE AND THE TICKING TIME BOMB

To better appreciate these themes, this Timeline chart consolidates and chronologically organizes information uncovered and published about the CRU e-mails by many researchers (see references) to visually show who said or did what and when and from simultaneous events, to understand the context in which events occurred. There is far more information than can be assembled in one place, and more continues to be uncovered, but some of the key material found to-date has been included.

Though many event boxes are important, perhaps two are most critical: one from 1981, and another from October 12, 2009 (both with bomb icons). The first sets out the shaky foundation underpinning the AGW (Anthropogenic Global Warming or man-made global warming) enterprise, and the second an admission of its failure. Together, they help explain why everything that occurred in between (as revealed by the CRU documents and independent researchers like Steven McIntyre) was inevitable to plug the holes in the leaky boat and keep up appearances. Consequently, as Terence Corcoran sets out in "A 2,000-page epic of science and skepticism," disagreement and skepticism ran strife throughout the 13 years of e-mails [124].

The story that emerges is not of a smoking gun, but of a 30-year time bomb whose fuse was lit in 1981, when -- despite only a handful of scientists supporting it -- the AGW theory was championed, without question, by the Popular Press.

Given this foundation, it was only a matter of time before the growing divergence between real-world data and the AGW climate models, which had been considered beyond reproach, became self-evident and problematic. Offending data was massaged to fit the models to save off questions and the losses that would ensue to the billion dollar climate industry: "\$32 billion for climate research, and another \$36 billion for development of climate-related technologies" by the US government alone. [131]

The data manipulation became so extreme that a CRU programmer tasked in 2006 with reproducing CRU's own published results using its own models and data was unable to do so after three years. Releasing the data and computer codes behind the models for others to review and verify was out of the question. Though FOI requests are redundant for peer-reviewed research, the CRU's refusal to release data and methods used for papers published in respected peer-reviewed journals, despite journal rules prohibiting such refusals, inevitably led to legal FOI requests, if for no other reason than that some scientists were insisting that the world commit trillions of dollars to economic policies based on what they claimed their research showed.

Lest there be any doubt that these scientists did anything wrong, Richard Lindzen, Alfred P. Sloan Professor of Meteorology at the Massachusetts Institute of Technology, explains what the CRU documents reveal: "They are unambiguously dealing with things that are unethical and in many cases illegal..." [Scientists manipulating raw temperature data...]. "The willingness to destroy data rather than release it. The avoidance of Freedom of Information requests..." [66] Thus, while UEA and Pennsylvania State University said they were investigating the matter [69], the UK Met Office (which works closely with the CRU and relies heavily on its product) announced a 3-year project to re-examine 160 years of temperature data, signalling its own lack of confidence in its CRU-based record.

What about the supposedly independent temperature records of NASA's GISS and NOAA's NCEP? CRU, GISS and NCDC get most of their raw data from NOAA's GHCN. [50] [1255298593.txt] Serious irregularities and questionable adjustments are starting to surface with the source GHCN data itself [50] [60] [62] [67] [72] [77] [114] [132] [168] [171]. "The number of actual weather observation points used as a starting point for world average temperatures has been reduced from about 6,000 in the 1970s to about 1,500 in the most recent years [in the NCDC data].... [A]nd in the final NASA/GISS temp data file, it drops to about 1,000; most below 60 degrees latitude, where temperatures are naturally warmer. [168:1] And so, like the Three Musketeers, the CRU, GISS and NOAA temperature records stand or fall together.

Data fudging and secrecy aside, by 1998, Earth had stopped warming and begun cooling, despite record levels of CO2 (large blue event box with a bomb icon). This divergence between AGW theory and reality grew so enormous that by October 12, 2009, Kevin Trenberth, in a fit of frustration, e-mailed his colleagues: "Where the heck is global warming?" "The fact is that we can't account for the lack of warming at the moment and it is a travesty that we can't." The reason he gave for their inability to account for cooling was that "[T]he data are surely wrong. Our observing system is inadequate." In other words, the findings indicating cooling were wrong, but the climate models, predicting warming, were correct. This, arguably, is the key revelation of ClimateGate. It makes self-evident that blind faith and bankrupt logic are now masquerading as rational science. No matter how much techno-babble is used to make today's climate models sound impressive, they have all proved wrong. The hockey team scientists admit they have no clue why this is so, though other scientists do (see "Climate Corrections" [92]).

These problems would have been publicized years ago if the AGW theorists didn't have powerful allies: policy makers in virtually every professional scientific body, editors of virtually every major scientific journal, and reporters and editors at virtually all mainstream media outlets. Few provided unbiased, impartial forums where alternate views and evidence were aired and debated. Instead, most took official positions, invariably with an air of authority, and spared no effort to ensure that voices against the artificial consensus were quashed by editorial fiat and a persistent campaign of vilification, intimidation, and ridicule.

Twenty-first Century science has borrowed a page from the medieval Church in using fear and persecution to silence skeptics. The oppressed have become the oppressors. Given that most professional scientific bodies and peer-reviewed journals have been active accomplices in this scandal, one wonders how many other "scientific consensuses" have been similarly engineered.

1974

ANOTHER ICE AGE!

TIME MAGAZINE (June 24, 1974): "Climatological Cassandra are becoming increasingly apprehensive, for the weather aberrations they are studying may be the harbinger of another ice age." [11]

1940 - 1980

GLOBAL COOLING DESPITE THE GREATEST MAN-MADE CO2 EMISSIONS
DURING THE POST-WAR ECONOMIC BOOM

of W

1981

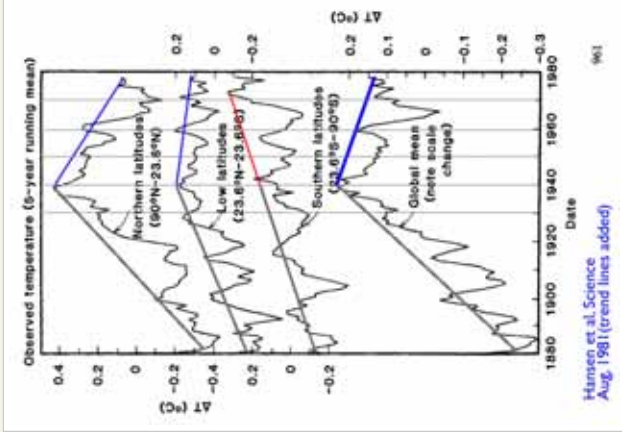
JAMES HANSEN HAS A POSITION he still holds, an analysis, "Climate Impact Science. The basic temperature by HANSEN in the late 1980s global temperature record. However, both obtain HANSEN provides his up story about alleged man-1981 is HANSEN'S turning GISS, defines a new influence custodian) based on his o

1981

According to :
of increasing /
a) Warmed /
CO2 emission
b) Cooled fro
man-made em
economic bo
Regardless of
into a cooling
Earth was agal
How could H
1970s, when f
seeming tren
period. Was t
that "simple ch
al accurately f
and later, mo
all failed to pr
than a decade

Or: it as Syu
International /
author of ove
supercomputer,
hypothesis that

In fact, after 1
today that it:
{TRENBERTH
it stands to re
factors changi
Yes, while on
conclusions o
other points c
giving him fro



Mar 9, 1980

NEW WORLD TIMES, COOLING

Apr 17, 1981

NEW WORLD TIMES

DURING THE POST-WAR ECONOMIC BOOM (AS IT APPEARED IN 1980 DATA)

DATE OF PUBLICATION OF ORIGINAL SOURCE: [1-3]

NEW YORK TIMES (May 21, 1975): "Scientists ponder why world's climate is changing. Major cooling widely considered to be inevitable." [2]

NEWSWEEK (April 28, 1975): "The Cooling World - "[A]lmost unanimous in the view that the trend will reduce agricultural productivity for the rest of the century." [3]

INTERNATIONAL WILDLIFE (July 1975): "[T]he threat of a new ice age must now stand alongside nuclear war as a likely source of wholesale death and misery for mankind." -- Nigel Calder [150]

See [135] for media coverage of warming and cooling spanning 114 years.

1974

BERT BOLIN (LATER THE 1ST IPCC CHAIRMAN) SUGGESTS ON BBC'S "THE WEATHER MACHINE" THAT CO2 MIGHT CAUSE GLOBAL WARMING

Nigel Calder, editor of *New Scientist* magazine and "the man responsible" for the BBC 1974 series "The Weather Machine," explains: "We were also the first to put Bert Bolin of Sweden on international television talking about the dangers of carbon dioxide, and I remember being bitterly criticized by top experts for indulging him in his fantasy.... [In the 1980s, Margaret Thatcher] said to the scientists, she went to the Royal Society, and she said: 'There's money on the table for you to prove this stuff' [i.e. CO2 induced warming], because she was in favor of nuclear power for many reasons]. So, of course they went away and did that." [140]

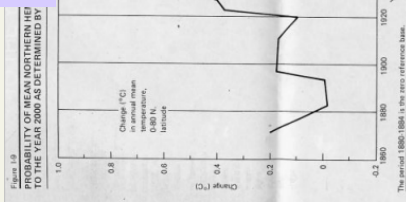
BOLIN ON THE BBC: "And there is a lot of oil, and there are vast amounts of coal left. We seem to be burning it at an ever increasing rate. And if we go on doing this, in about 50 years time, the climate may be a few degrees warmer than today. We just don't know." [139]

1976

CLIMATOLOGIST SURVEY REVEALS NO CLEAR OUTLOOK

HANSEN, Wang, et al publish "Greenhouse Effects Due to Man-made Perturbations of Trace Gases" in the *Journal Science*, and state: "Anthropogenic gases may alter our climate by plugging an atmospheric window for escaping radiation." [11]

In 1976, the National Defense University publishes a report "Climate Change to the Year 2000," sponsored jointly by the NDU, the Department of Agriculture, and NOAA, surveying 24 climatologists from 7 countries on their estimates of northern hemispheric temperatures to the year 2000. The graph showing the results of the survey speaks for itself. [12]



NEW TURN: IMPACT: COOLING

March 9, 1980: "Scientists are reviving the controversial notion that millions of cubic miles of Antarctic ice can sometimes abruptly slip off the continent into the sea, resulting in extreme increases in global ocean levels and precipitating a dramatic chilling of the world's climate." [2]

NEW TURN: IMPACT

One year after Times flip-flops, terms of the "C" debate: "[B]ut the carbon dioxide is occurring, it will

Jan 1940 Jan 1974 Jan 1976 Jan 1978 Jan 1980 Apr 1980 Jul 1980 Oct 1980 Jan 1981

Feb 21, 1978 - Nov 1980

DESPITE COOLING SINCE 1940, AND NO CONSENSUS ON FUTURE TEMPERATURE TRENDS, A NUMBER OF CONFERENCES ON HOW CO2 SUPPOSEDLY IMPACTS CLIMATE ARE HELD BETWEEN 1978 AND 1980

Many of the individuals directly involved in the ClimateGate e-mails (including JONES, WIGLEY, and HANSEN) attend these conferences in the days prior to the IPCC. The same individuals are now major players in the IPCC itself. [13]

FEBRUARY 21, 1978: "Carbon Dioxide, Climate and Society," a workshop sponsored by WMO, UNEP and SCOPE. [10:1]

FEBRUARY 12, 1979: First World Climate Conference organized by the World Meteorological Organization calls "on all nations to unite in efforts to understand climate change and to plan for it," but does "not call for action to prevent future climate change." [5]

MARCH 7, 1979: A Miami Beach workshop on the global effects of carbon dioxide from fossil fuels is conducted by the U.S. Department of Energy. [10:1]

JULY 23, 1979: A study group convened by the National Academy of Sciences to "assess the scientific basis for projection of possible future climatic changes resulting from man-made release of carbon dioxide into the atmosphere" meets in response to a request by the Director of Office of Science and Technology, HANSEN and A. Gichirst (of the UK Meteorological office) are contributing scientists.

Despite acknowledging significant gaps in knowledge, and omitting "the role of the biosphere in the carbon cycle" from their deliberations, the group's conclusion, assuming a doubling of CO2 by 2050, is that "warming will eventually occur." [10:2]

NOVEMBER, 1980: "A conference" in Villach, Austria, in 1980 organised jointly by the United Nations Environment Programme (UNEP), World Meteorological Organisation (WMO) and the International Council for Science (ICSU) also concluded that the potential threats were sufficient to warrant an international programme of co-operation in research but that, due to scientific uncertainties, the development of a management plan for CO2 would be premature. [5]

Aug 22, 1981

GLOBAL WARMING MYTH

Global warming makes the provides a *New York Times* his paper "Climate Impact Carbon Dioxide" to be p [4], in which he makes dr greenhouse effects [7].

"Many scientists were a by HANSEN and others science. According to [Spe scientists publicly rebut gone far beyond what's

Oct 9, 1985

THE IPCC IS CONCEIVED

A second conference in Villach international political agenda the need for government ac statements of the three orga greenhouse gases, it is now bel temperature could occur which "Wendy E.J. Franz points out and stood in stark contrast to two years earlier in 1983, whic development of policies to limit According to John McLean, for "Climate Change." [170] representatives of their countri

"These agencies pressured the asking for a recommendation c statements about the state of l necessary policies at the nation was already asking for a r certain 'necessary' policie Bruce, told the participan our scientific knowledge o physical and socio-economic in and by international agencies,

VERSION 1.1 / 21 JAN 2010

Unless noted, emphasis has been added.

UPDATES AND PRINTABLE FORMATS AVAILABLE FROM:
<http://jpaanovova.com.au/global-warming/climategate-30-year-timeline/>

© 2010 Mohib Ebrahim / timelines [at] sent.com

Authors of CRU e-mails, in

CLIMATEGATE: 30 YEARS IN THE MAKING

NOTES AND REFERENCES

- Printed, the chart's full size is 94" x 34" (two A0 landscape pages). At this size, the text is 9 pt. Smaller sizes can be printed in tile format using Adobe Acrobat (full product, not free reader) or downloaded pre-tiled for various page sizes. Murals should be printed at 200% size, and will be readable from 3' away.
- On screen, you can zoom in and out, scroll vertically to see a given time period, or horizontally to see a given theme.
- CRU documents are referenced by document name, such as [I120593I15.txt] or [HARRY_READ_ME.TXT]. These documents can be found at the following:

<http://www.eastangliaemails.com>
<http://www.climate-gate.org>
<http://johncostella.webs.com>

- References in curved brackets { } (e.g., {MCINTYRE AND MCKITRICK 2003}) are to dated event boxes.
 - All spelling, punctuation, and grammatical errors in quotations of CRU e-mails are found in the originals.
 - All quotations have been italicized. Unless noted, all emphasis within quotes has been added.
 - Numbered references are below.
-

- [1] "Another Ice Age," *Time*, New York, June 24, 1974
<http://www.time.com/time/magazine/article/0,9171,944914,00.html>
- [2] Noel Sheppard, "150 Years of Global Warming and Cooling at the New York Times," *NewsBusters*, Alexandria, March 26, 2007
<http://newsbusters.org/node/11640>
- [3] Peter Gwynne, "The Cooling World," *Newsweek*, New York, April 28, 1975
http://www.denisdutton.com/cooling_world.htm
- [4] Alex Evens, David Stern, "Climate Change: The State of the Debate," Center on International Cooperation, New York, October 2007.
<http://www.cic.nyu.edu/internationalsecurity/docs/LondonAccordclimatepaper.pdf>
- [5] Tony Gilland, "Digging up the roots of the IPCC," *Spiked*, London, June 28, 2007
<http://www.spiked-online.com/index.php/site/printable/3540/>

- [6] David Burns, "Climate and CO₂," *New York Times*, New York, April 17, 1981
<http://www.ldeo.columbia.edu/edu/eesj/casestudies/globwarm.html>
- [7] Joshua Good, "NASA Climatologist: Bush Censored Me," *BannedMagazine.com*, Tampa, January 24, 2007
<http://www.bannedmagazine.com/JamesHansen.0001.htm>
- [8] "ClimateGate Who's Who," *MagicJava TV*, [Uploaded] November 27, 2009
http://www.youtube.com/watch?v=Cu_ok37HDuE&feature=player_embedded
- [9] Marcel Leroux, "Global Warming: Myth or Reality?" *Springerlink*, Heidelberg, 2005, pg. 30
 1. <http://www.springerlink.com/content/tx341p/>
 2. <http://www.springerlink.com/content/t2188m57813305g7/fulltext.pdf>
- [10] "Carbon Dioxide and Climate: A Scientific Assessment," National Academy of Sciences, Washington D.C., 1979, pg. 20
 1. http://www.atmos.ucla.edu/~brianpm/download/charney_report.pdf
 2. pg. 1 and 3
- [11] W. Wang et al, "Greenhouse Effects Due to Man-Made Perturbations...", *Science*, Washington D.C., November 12, 1976
http://pubs.giss.nasa.gov/docs/1976/1976_Wang_etal.pdf
- [12] "Climate Change to the Year 2000," National Defense University, 1976
<http://www.climate4you.com/ClimateAndHistory%201950-1999.htm#1976:Forecastingclimatechangetotheyear2000>
- [13] Tim Ball, "The Scientists Involved in Deliberately Deceiving the World on Climate," *Canada Free Press*, November 30, 2009
<http://canadafreepress.com/index.php/article/17364>
- [14] October 21, 1996 Letter to the *Bulletin of the American Meteorological Society*, Boston, January, 1997
<http://www.sepp.org/Archive/controvipcccont/amsltr.htm>
- [15] Frederick Seitz, "A Major Deception on Global Warming," *Wall Street Journal*, New York, June 12, 1996
<http://www.sepp.org/Archive/controvipcccont/Item05.htm>
- [16] Christopher Booker, "Climate change: this is the worst scientific scandal of our generation," *Telegraph*, London, November 28, 2009
<http://www.telegraph.co.uk/comment/columnists/christopherbooker/6679082/Climate-change-this-is-the-worst-scientific-scandal-of-our-generation.html>
- [17] Charlie Martin, "Global WarmingGate: What Does It Mean?" *Pajamas Media*, November 22, 2009
<http://pajamasmedia.com/blog/global-warminggate-what-does-it-mean/>
- [18] History, "GISS Surface Temperature Analysis," *Goddard Institute for Space Studies*, New York, January 13, 2009
<http://data.giss.nasa.gov/gistemp/>
- [19] "History of the Climatic Research Unit," East Anglia, nd
<http://www.cru.uea.ac.uk/cru/about/history/>

- [20] Lawrence Solomon, "Numbers racket," *National Post*, Toronto, November 6, 2009
1. <http://network.nationalpost.com/np/blogs/fullcomment/archive/2009/11/06/lawrence-solomon-numbers-racket.aspx>
2. <http://network.nationalpost.com/np/blogs/fpcomment/archive/2009/11/07/lawrence-solomon-numbers-racket.aspx>
- [21] Lorrie Goldstein, "'Botch after botch after botch,'" *Toronto Sun*, Toronto, November 29, 2009
http://www.torontosun.com/comment/columnists/lorrie_goldstein/2009/11/29/11967916-sun.html
- [22] Marc Sheppard, "CRU's Source Code: Climategate Uncovered," *American Thinker*, El Cerrito, November 25, 2009
http://www.americanthinker.com/2009/11/crus_source_code_climategate_r.html
- [23] "Climategate: hide the decline -- codified," *Watt's Up With That*, Chico, November 25, 2009
<http://wattsupwiththat.com/2009/11/25/climategate-hide-the-decline-codified/>
- [24] Steve McIntyre, "Fortress CRU," *Climate Audit*, Toronto, June 20, 2008
<http://www.climateaudit.org/?p=3193>
- [25] David Evans, "A Simple Proof that Global Warming Is Not Man-Made," *Jo Nova*, Perth, November 29, 2009
<http://joannenova.com.au/2009/11/a-simple-proof-that-global-warming-is-not-manmade/>
- [26] Joanne Nova, "The Skeptics Handbook II," *Jo Nova*, Perth, November, 2009
<http://joannenova.com.au/2009/11/skeptics-handbook-ii-global-bullies-want-your-money/>
- [27] Patrick Michaels, "The Dog Ate Global Warming," *National Review*, New York, September 23, 2009
<http://article.nationalreview.com/?q=ZTBiMTRIMDQxNzEyMmRhZjU3ZmYzODI5MGY4ZWl5OWM=>
- [28] Andrew Orłowski, "Global Warming ate my data," *The Register*, London, August 13, 2009
http://www.theregister.co.uk/2009/08/13/cru_missing/
- [29] Steve McIntyre, "CRU Responds," *Climate Audit*, Toronto, August 11, 2009
<http://www.climateaudit.org/?p=6789>
- [30] "Shocker -- CRU's Jones: GISS is inferior," *Watts Up with That*, Chico, November 29, 2009
<http://wattsupwiththat.com/2009/11/29/shocker-crus-jones-giss-is-inferior/>
- [31] Ben Webster, "Met Office to re-examine 160 years of climate data," *Times*, London, December 5, 2009
<http://www.timesonline.co.uk/tol/news/environment/article6945445.ece>
- [32] "Hockey Stick on Ice," *Wall Street Journal*, New York, February 18, 2005
http://online.wsj.com/article_email/SB110869271828758608-1djeoNmlah4n5yta4GHaqylm4.html
- [33] Steven Hayward, "Scientists Behaving Badly," *Weekly Standard*, Washington D.C., December 14, 2009
<http://www.weeklystandard.com/Content/Public/Articles/000/000/017/300ubchn.asp>

- [34] Robert Greiner, "Climategate: The Smoking Code ," *Watts Up With That*, Chico, December 4, 2009
<http://wattsupwiththat.com/2009/12/04/climategate-the-smoking-code/>
- [35] Robert Greiner, "The Smoking Code, part 2," *Watts Up With that*, Chico, December 5, 2009
<http://wattsupwiththat.com/2009/12/05/the-smoking-code-part-2/>
- [36] Marc Sheppard, "Understanding Climategate's Hidden Decline," *American Thinker*, El Cerrito, December 6, 2009
http://www.americanthinker.com/2009/12/understanding_climategates_hid.html
- [37] McIntyre, McKittrick, "Corrections to the Mann et al. (1998)...," *Energy & Environment*, Brentwood, November 2003
- [38] "If the CRU leak was an inside whistleblower, here's the line-up of potential suspects heroes," *Climate Change Fraud*, November 23, 2009
<http://www.climatechange-fraud.com/editorials/5657-if-the-cru-leak-was-an-inside-whistleblower-heres-the-line-up-of-potential-suspects-heroes>
- [39] Vincent Gray, "There Was Proof of Fraud All Along," *Pajamas Media*, El Segundo, November 27, 2009
<http://pajamasmedia.com/blog/vincent-gray-on-climategate-there-was-proof-of-fraud-all-along-pjm-exclusive/>
- [40] Wegman, Scott, Said, "Ad Hoc Committee Report On The 'Hockey Stick' Global Climate Reconstruction," July 14, 2006
<http://www.uoguelph.ca/~rmckitri/research/WegmanReport.pdf>
- [41] Wikipedia entry for Edward Wegman
http://en.wikipedia.org/wiki/Edward_Wegman
- [42] Paul Hudson, "What happened to global warming?" *BBC News*, London, October 9, 2009
<http://news.bbc.co.uk/2/hi/8299079.stm>
- [43] M. Mann, R. Bradley, M. Hughes, "Global-scale temperature patterns and climate forcing over the past six centuries," *Nature*, London, April, 1988
<http://www.geo.umass.edu/faculty/bradley/mann1998.pdf>
- [44] M. Mann, R. Bradley, M. Hughes, "Northern Hemisphere Temperatures...," *Geophysical Research Letters*, Washington D.C., March 15, 1999
<http://www.geo.umass.edu/faculty/bradley/mann1999.pdf>
- [45] Christopher Booker, "Climategate reveals 'the most influential tree in the world,'" *Telegraph*, London, December 5, 2009
<http://www.telegraph.co.uk/comment/columnists/christopherbooker/6738111/Climategate-reveals-the-most-influential-tree-in-the-world.html>
- [46] Jones, Groisman, Coughlan, Plummer, Wang, Karl, "Assessment of urbanization effects...," *Nature*, London, September 13, 1990
<http://www.informath.org/apprise/a5620/b90.pdf>
- [47] W. Wang, Z. Zeng, T. Karl, "Urban Heat Islands in China," *Geophysical Research Letters*, Washington D.C., December, 1990
<http://www.informath.org/apprise/a5620/b23.pdf>
- [48] Aubrey Blumsohn, "Climate Science Fraud at Albany University?" *Watts Up With That*, Chico, May 2, 2009
<http://wattsupwiththat.com/2009/05/03/climate-science-fraud-at-albany-university/>

- [49] Douglas Keenan, "The fraud allegation against some climatic research of Wei-Chyung Wang," *Energy & Environment*, Brentwood, December, 2007
<http://www.informath.org/pubs/EnE07a.pdf>
- [50] Willis Eschenbach, "The Smoking Gun At Darwin Zero," *Watts Up With That*, Chico, December 8, 2009
<http://wattsupwiththat.com/2009/12/08/the-smoking-gun-at-darwin-zero/>
- [51] "PROFILE: James Hansen," *Times Online*, London, December 6, 2009
<http://www.timesonline.co.uk/tol/news/environment/copenhagen/article6945890.ece>
- [52] "Report Raises New Questions About Climate Change Assessments," U.S. House Committee On Energy And Commerce, Washington D.C.,
http://republicans.energycommerce.house.gov/108/home/07142006_Wegman_fact_sheet.pdf
- [53] "Caspar and the Jesus paper," *Bishop Hill*, New York, August 11, 2008
<http://bishophill.squarespace.com/blog/2008/8/11/caspar-and-the-jesus-paper.html>
- [54] Steve McIntyre, "IPCC and the 'Trick,'" *Climate Audit*, Toronto, December 10, 2009; updates: December 11, 2009
<http://climateaudit.org/2009/12/10/ipcc-and-the-trick/>
- [55] "Over 400 Prominent Scientists...," U.S. Senate Committee on Environment & Public Works, Washington D.C., December 20, 2007
<http://epw.senate.gov/public/index.cfm?FuseAction=Minority.SenateReport>
- [56] Steve McIntyre, "IPCC AR4," *Climate Audit*, Toronto, April 29, 2007
<http://climateaudit.org/2007/04/29/ipcc-ar4/>
- [57] Steve McIntyre, "FAQ 2005," *Climate Audit*, Toronto, 2005
<http://climateaudit.org/faq/>
- [58] "Statement of Dr. David Deming," U.S. Senate Committee on Environment & Public Works," Washington D.C., June 12, 2006
http://epw.senate.gov/hearing_statements.cfm?id=266543
- [59] David Deming, "Global Warming, the Politicization of Science, and Michael Crichton's 'State of Fear,'" *Journal of Scientific Exploration*, June 2005
<http://www.sepp.org/Archive/NewSEPP/StateFear-Deming.htm>
- [60] David Rose, "Special Investigation: Climate change emails row deepens...," *Mail Online*, London, December 13, 2009
<http://www.dailymail.co.uk/news/article-1235395/SPECIAL-INVESTIGATION-Climate-change-emails-row-deepens--Russians-admit-DID-send-them.html>
- [61] "Picking out the UHI in climatic temperature records – so easy a 6th grader can do it!" *Watts Up With That*, Chico, December 9, 2009
<http://wattsupwiththat.com/2009/12/09/picking-out-the-uhi-in-global-temperature-records-so-easy-a-6th-grader-can-do-it/>
- [62] Jeff Id, "GHCN Antarctic, 8X Actual Trend – Uses Single Warmest Station," *The Air Vent*, December 13, 2009
<http://noconsensus.wordpress.com/2009/12/13/ghcn-antarctic-warming-eight-times-actual/>
- [63] Rudolf Kipp, "The Medieval Warm Period – a global phenomenon ... or ...data manipulation?" *Watts Up With That*, Chico, November 29, 2009
<http://wattsupwiththat.com/2009/11/29/the-medieval-warm-period-a-global-phenomena-unprecedented-warming-or-unprecedented-data-manipulation/>

- [64] "The Medieval Warm Period - A global Phenomenon," *Science Skeptical Blog*, 2009
<http://pages.science-skeptical.de/MWP/MedievalWarmPeriod.html>
- [65] Philip Lloyd, "End 'authority' on climate change," *Business Day*, South Africa, November 23, 2009
<http://www.businessday.co.za/articles/Content.aspx?id=87726>
- [66] K. Emanuel, J. Layzer, S. Ansolabehere, R. Prinn, R. Lindzen, "Great Climategate Debate," *Mit World*, Cambridge, December 10, 2009 (time index: 17:25)
<http://mitworld.mit.edu/video/730>
- [67] K. Emanuel, J. Layzer, S. Ansolabehere, R. Prinn, R. Lindzen "Great Climategate Debate," *Mit World*, Cambridge, December 10, 2009 (time index: 26:03)
<http://mitworld.mit.edu/video/730>
- [68] No item.
- [69] "anything short of the absolute pursuit of science cannot be accepted or tolerated," *Watts Up With That*, Chico, December 15, 2009
<http://wattsupwiththat.com/2009/12/15/anything-short-of-the-absolute-pursuit-of-science-cannot-be-accepted-or-tolerated/>
- [70] Kelvin Kemm, "Scientific evidence of global warming blows hot and cold," *Business Report*, Cape Town, December 8, 2009
<http://www.br.co.za/index.php?fSectionId=561&fArticleId=5277396>
- [71] Joanne. Nova, Anthony Watt, "News on the new Non Scientist – Updated: now with bullying," *Jo Nova*, December 15, 2009
<http://wattsupwiththat.com/2009/12/15/news-on-the-new-non-scientist/>
- [72] 1. "A Warming Bias in the U.S. Temperature Record???" (Review), *CO2 Science*, Tempe, December 16, 2009
<http://www.co2science.org/articles/V12/N50/C1.php>
2. "Three Decades of Near-Surface and Lower-Troposphere Temperature Measurements," (Review), *CO2 Science*, Tempe, December 9, 2009
<http://www.co2science.org/articles/V12/N49/C1.php>
- [73] Chris Horner, "'Climate Gate' Development: CEI Files Notice of Intent to Sue NASA," *American Spectator*, Arlington, November 24, 2009
<http://spectator.org/blog/2009/11/24/climate-gate-development-cei-f>
- [74] Jeff Id, "Russian IEA claims CRU tampered with climate data – cherrypicked warmest stations," *Watts Up With That*, Chico, December 16, 2009
<http://wattsupwiththat.com/2009/12/16/russian-iea-claims-cru-tampered-with-climate-data-cherrypicked-warmest-stations/>
- [75] James Delingpole, "Climategate goes SERIAL: now the Russians confirm...," *Telegraph.co.uk*, London, December 16, 2009
<http://blogs.telegraph.co.uk/news/jamesdelingpole/100020126/>
- [76] "Lord Monckton reports on Pachauri's eye opening Copenhagen presentation," *Watts Up With That*, Chico, December 17, 2009
<http://wattsupwiththat.com/2009/12/17/lord-monckton-reports-on-pachauris-eye-opening-copenhagen-presentation/>
- [77] "World-wide Data Manipulation Scandal Emerging," (all articles on page), *Ice Cap*, Hudson, December 12, 2009
http://icecap.us/index.php/go/joes-blog/are_we_feeling_warmer_yet/

- [78] Dexter Wright, "Climategate's Stubborn Facts," *American Thinker*, El Cerrito, December 16, 2009
http://www.americanthinker.com/2009/12/climategates_stubborn_facts.html
- [79] Patrick Michaels, "How to Manufacture a Climate Consensus," *Wall Street Journal*, New York, December 17, 2009
http://online.wsj.com/article/SB10001424052748704398304574598230426037244.html?mod=googlenews_wsj
- [80] Lawrence Solomon, "They call this a consensus?" *National Post*, Toronto, June 2, 2007
<http://www.financialpost.com/story.html?id=c47c1209-233b-412c-b6d1-5c755457a8af#ixzz0a0MsVhIW>
- [81] Steve McIntyre, "Climategatekeeping #2," *Climate Audit*, Toronto, December 17, 2009
<http://climateaudit.org/2009/12/17/climategatekeeping-2/>
- [82] Barry Napier, "Russians Are Right! Met Office Uses Selective Data," *Canada Free Press*, December 17, 2009
<http://canadafreepress.com/index.php/article/18055>
- [83] Don Martin, "Polar bear numbers up, but rescue continues," *National Post*, Toronto, March 6, 2007
<http://www.nationalpost.com/news/story.html?id=1ea8233f-14da-4a44-b839-b71a9e5df868>
- [84] Paul Chesser, "William Schlesinger on IPCC...", *Watts Up With That*, Chico, February 17, 2009
<http://wattsupwiththat.com/2009/02/17/william-schlesinger-on-ipcc-something-on-the-order-of-20-percent-have-had-some-dealing-with-climate/>
- [85] "More evidence of gatekeeping," *Bishop Hill*, New York, December 17, 2009
<http://bishophill.squarespace.com/blog/2009/12/17/more-evidence-of-gatekeeping.html>
- [86] Terese Brasen, "On the Vikings and Greenland," *Watts Up With That*, Chico, October 26, 2009
<http://wattsupwiththat.com/2009/10/26/on-the-vikings-and-greenland/>
- [87] "Antarctica's ice story has been put on ice," *Watts Up With That*, Chico, October 8, 2009
<http://wattsupwiththat.com/2009/10/08/antarcticas-ice-story-has-been-put-on-ice/>
- [88] 1. "Stephen Schneider" (bio-sketch), *EconomicExpert.com*, Montreal, 2004
<http://www.economicexpert.com/a/Stephen:Schneider.html>
2. Stephen Schneider editorial reprinted from the *Detroit News*, November 22, 1989
http://stephenschneider.stanford.edu/Publications/PDF_Papers/DetroitNews.pdf
- [89] 1. Thomas Derr, "The Politics of Global Warming," *First Things*, New York, August/September, 2007
<http://www.firstthings.com/article/2007/08/001-the-politics-of-global-warming-16>
2. Piers Akerman, "Stern's report scare-mongering," *Daily Telegraph*, Sydney, November 5, 2006
<http://www.dailytelegraph.com.au/news/opinion/sterns-report-scare-mongering/story-e6frezz0-1111112469535>
- [90] L. Spencer, J. Bollwerk, R. Morais, "The not so peaceful world of Greenpeace," reprinted from *Forbes Magazine*, New York, November 11, 1991
<http://www.highnorth.no/Library/Movements/Greenpeace/ge-ar-gr.htm>

- [91] Jeff Wells, "Some people call me Maurice," *Rigorous Institution*, Mountain View, April 21, 2005
<http://rigorousintuition.blogspot.com/2005/04/some-people-call-me-maurice.html>
- [92] 1. Syun-Ichi Akasofu, "Climate Corrections," *Wall Street Journal*, New York, September 21, 2007
<http://uncw.edu/preeng/files/fun/global%20warming/Climate%20Corrections.pdf>
2. Syun-Ichi Akasofu (bio-sketch), Fairbanks, October 2, 2007
<http://people.iarc.uaf.edu/~sakasofu/index.php>
- [93] 1. Christopher Monckton, "An open letter from The Viscount Monckton of Brenchley..." *American Thinker*, El Cerrito, October 18, 2008
http://www.americanthinker.com/2008/10/an_open_letter_from_the_viscou_1.html
2. Christopher Monckton, "Scare Watch: 'Global warming' will kill 6 billion," *Science & Public Policy Institute*, Haymarket, March 16, 2009
http://scienceandpublicpolicy.org/scarewatch/6_billion.html
- [94] Christopher Monckton, "SPPI Monthly CO2 Report: May," *Science & Public Policy Institute*, Haymarket, June 9, 2009
http://scienceandpublicpolicy.org/monthly_report/monthly_co2_report_may.html
- [95] "MIT researcher finds evidence of global warming on Neptune's largest moon," *MIT News*, Cambridge, June 24, 1998
<http://web.mit.edu/newsoffice/1998/triton.html>
- [96] Lawrence Solomon, "Look to Mars for the truth on global warming," *Canada.com* (reprinted from *National Post*), Toronto, January 26, 2007
<http://www.canada.com/nationalpost/story.html?id=edae9952-3c3e-47ba-913f-7359a5c7f723>
- [97] "Neptune News," *World Climate Report*, May 8, 2007
<http://www.worldclimaterreport.com/index.php/2007/05/08/neptune-news/>
- [98] Richard Lindzen, "Climate of Fear: Global-warming alarmists intimidate dissenting scientists..." *Wall Street Journal*, New York, April 21, 2006
<http://www.opinionjournal.com/extra/?id=110008220>
- [99] Timothy Carter (bio-sketch), *Potsdam Institute for Climate Impact Research*, Potsdam, February 19, 2009
http://www.pik-potsdam.de/infodesk/education/alter-net/2008/04-09.2008/carter/carter_cv
- [100] Richard Somerville (bio-sketch), *Richard Somerville.com*, Carlsbad, 2007-2010
<http://richardsomerville.com/>
- [101] Eystein Jansen (bio-sketch), *International Geological Congress*, International Union of Geological Sciences, Washington D.C., 2008
<http://33igc.org/coco/entrypage.aspx?t=climate%2Bchange&containerid=11714&parentid=11078&entrypage=true&guid=1&Inodeid=7&pageid=5002&ObjectID=11948>
- [102] Founders (bio-sketches), *Real Climate*, Washington D.C., December 6, 2004
<http://www.realclimate.org/index.php/archives/category/extras/contributor-bios/>
- [103] Eric Steig (bio-sketch), University of Washington, Seattle, May 26, 2006
<http://earthweb.ess.washington.edu/~steig/>

- [104] Eugene Wahl (bio-sketch), National Environmental, Satellite, Data, and Information Service, November 4, 2008
<http://www.ncdc.noaa.gov/paleo/cv/cv2-wahl.html>
- [105] Stefan Rahmstorf (bio-sketch), Potsdam Institute for Climate Impact Research, Potsdam, nd
<http://www.pik-potsdam.de/~stefan/>
- [106] "Top New Zealand climate scientist sacked for talking to media," *Climate Realists*, Ashford, April 25, 2009
<http://climaterrealists.com/index.php?id=3315>
- [107] "La Nina and Pacific Decadal Oscillation Cool the Pacific," *Earth Observatory*, Greenbelt, April 29, 2008
<http://earthobservatory.nasa.gov/IOTD/view.php?id=8703>
- [108] "Oscillation Rules as the Pacific Cools," [NASA] *Jet Propulsion Laboratory News*, December 9, 2008
<http://www.jpl.nasa.gov/news/news.cfm?release=2008-231>
- [109] Lawrence Solomon, "Wikipedia's climate doctor," *Financial Post*, Toronto, December 19, 2009
<http://www.financialpost.com/opinion/story.html?id=2361926>
- [110] Steve McIntyre, "Climategatekeeping: Wikipedia," *Climate Audit*, Toronto, December 19, 2009
<http://climateaudit.org/2009/12/19/climategatekeeping-wikipedia/>
- [111] Lawrence Solomon, "The Opinionator," *National Post*, Toronto, March 3, 2008
<http://network.nationalpost.com/np/blogs/fpcomment/archive/2008/05/03/who-is-william-connolley-solomon.aspx>
- [112] "More on Wikipedia and Connolley – he's been canned as a Wiki administrator," *Watts Up With That*, Chico, December 19, 2009
<http://wattsupwiththat.com/2009/12/19/more-on-wikipedia-and-connolley-hes-been-canned-as-a-wiki-administrator/>
- [113] Lawrence Solomon, "Statistics needed," *National Post*, Toronto, November 28, 2006
<http://www.nationalpost.com/story.html?id=22003a0d-37cc-4399-8bcc-39cd20bed2f6&k=0>
- [114] Willis Eschenbach, "Darwin Zero Before and After," *Watts Up With That*, Chico, December 20, 2009
<http://wattsupwiththat.com/2009/12/20/darwin-zero-before-and-after/>
- [115] Tim Mitchell (bio-sketch), Tyndall Centre for Climate Change, East Anglia, nd
<http://web.archive.org/web/20040217140147/http://www.cru.uea.ac.uk/~timm/personal/index.html>
- [116] Gangotri glacier image showing retreats to 2001, National Snow and Ice Data Center, Boulder, nd
<http://nsidc.org/glims/glaciermelt/images/gangotri4.jpg>
- [117] Don Easterbrook (bio-sketch), Western Washington University, Bellingham, December 12, 2009
<http://www.ac.wvu.edu/~dbunny/research/global/215.pdf>
- [118] Christopher Booker, "Stubborn glaciers fail to retreat, awkward polar bears continue to multiply," *Telegraph*, London, November 23, 2008
<http://www.telegraph.co.uk/comment/columnists/christopherbooker/3563714/Stubborn-glaciers-fail-to-retreat-awkward-polar-bears-continue-to-multiply.html>

- [119] "Glaciers are growing around the world, including the United States," *Ice Age Now*, October 20, 2009
http://www.iceagenow.com/Growing_Glaciers.htm
- [120] 1. "New Study Turns Up the Heat on Soot's Role in Himalayan Warming," *NASA News and Features*, Washington D.C., December 14, 2009
<http://www.nasa.gov/topics/earth/features/himalayan-warming.html>
 2. "Wide Spread and Complex Climatic Changes Outlined...," United Nations Environment Programme, Nairobi, November 13, 2008
<http://www.unep.org/Documents.Multilingual/Default.asp?DocumentID=550&ArticleID=5978&l=en>
- [121] Ashish Tripathi, "Gangotri: From here to eternity," *Times of India*, March 24, Delhi, 2008
http://timesofindia.indiatimes.com/No_threat_to_Gangotri/articleshow/2892632.cms
- [122] "2009 Arctic Sea Ice Extent exceeds 2005 for this date," *Watts Up With That*, Chico, September 21, 2009
<http://wattsupwiththat.com/2009/09/21/2009-arctic-sea-ice-extent-exceeds-2005-for-this-date/>
- [123] Roger Highfield, "World's oldest tree discovered in Sweden," *Telegraph*, London, April 17, 2008
<http://www.telegraph.co.uk/science/science-news/3339982/Worlds-oldest-tree-discovered-in-Sweden.html>
- [124] Terence Corcoran, "A 2,000-page epic of science and skepticism," *National Post*, Toronto, Part 1: December 18, 2009; Part 2: December 21, 2009
<http://network.nationalpost.com/np/blogs/fpcomment/archive/2009/12/18/terence-corcoran-a-2-000-page-epic-of-science-and-skepticism-part-1.aspx>
<http://network.nationalpost.com/np/blogs/fpcomment/archive/2009/12/21/terence-corcoran-a-2-000-page-epic-of-science-and-skepticism-part-2.aspx>
- [125] Steve McIntyre, "Where did IPCC 1990 Figure 7c Come From?" *Climate Audit*, Toronto, May 9, 2009
<http://climateaudit.org/2008/05/09/where-did-ipcc-1990-figure-7c-come-from-httpwwwclimateauditorgp3072previewtrue/>
- [126] Christopher Monckton's Speech before the Minnesota Free Market Institute, St. Paul, October 15, 2009 (see second URL for pdf. presentation)
<http://www.youtube.com/watch?v=stij8sUybx0>
http://www.friendsofscience.org/assets/documents/monckton_2009.pdf
- [127] Marc Sheppard, "UN Climate Reports: They Lie," *American Thinker*, El Cerrito, October 5, 2009
http://www.americanthinker.com/2009/10/un_climate_reports_they_lie.html
- [128] Alan Caruba, "Climategate: A Willful Ignorance," *CNSNews.com*, Alexandria, December 7, 2009
<http://www.cnsnews.com/commentary/article/58137>
- [129] Mike Shumlach, "The real 'Climategate' creates climate smokescreen," *The Martlet*, Victoria, December 2, 2009
<http://www.martlet.ca/article/20606-the-real-climategate-creates-climate>
- [130] John McLean, "Climate Science Corrupted," *Science & Public Policy Institute*, Haymarket, November 20, 2009
http://scienceandpublicpolicy.org/images/stories/papers/originals/climate_science_corrupted.pdf

- [131] 1. Joanne Nova, "Climate Money," *Jo Nova*, Perth, July 21, 2009
http://scienceandpublicpolicy.org/images/stories/papers/originals/climate_money.pdf
2. "Our Changing Planet: A US Strategy for Global Change Research," U.S. Global Change Research Program, Washington D.C., 1989
<http://www.usgcrp.gov/usgcrp/Library/OCPstrategy1989.pdf>
<http://www.usgcrp.gov/usgcrp/Library/default.htm>
- [132] Anthony Watt, "Is the U.S. Surface Temperature Record Reliable?" The Heartland Institute, Chicago, 2009 (See second URL for related article.)
http://wattsupwiththat.files.wordpress.com/2009/05/surfacestationsreport_spring09.pdf
<http://wattsupwiththat.com/test/>
- [133] "Earth is Cooling...No It's Warming," *Earth Observatory*, Greenbelt, December 24, 2009
http://earthobservatory.nasa.gov/Features/GISSTemperature/giss_temperature2.php
- [134] "Carbon Emissions Trading Markets Worldwide," Bharat Book Bureau, Mumbai, May, 2009
<http://www.bharatbook.com/Market-Research-Reports/Carbon-Emissions-Trading-Markets-Worldwide.html>
- [135] "Climate Change Alarmism Timeline 1895-2009," *An Honest Climate Debate*, August 2, 2009
<http://anhonestclimatedebate.wordpress.com/2009/08/02/climate-change-alarmism-timelin/>
- [136] Martin Durkin. Dir., *The Great Global Warming Swindle* (video), WAG TV, London, March 9, 2007, time index: 7:19, (9:27 in UR-linked segment)
<http://www.youtube.com/watch?v=BeY8oqAGhyA&feature=Playlist&p=EA20B42EAE54782A&index=0&playnext=1>
- [137] Ibid, time index: 8:52 (1:01 in UR-linked segment)
<http://www.youtube.com/watch?v=QKWA9V5UQMk&feature=Playlist&p=EA20B42EAE54782A&index=1>
- [138] Ibid, time index: 9:16 (1:25 in UR-linked segment)
<http://www.youtube.com/watch?v=BeY8oqAGhyA&feature=Playlist&p=EA20B42EAE54782A&index=0&playnext=1>
- [139] Ibid, time index: 35:31 (7:45 in UR-linked segment)
<http://www.youtube.com/watch?v=latZM6zi5IU&feature=Playlist&p=EA20B42EAE54782A&index=3>
- [140] Ibid, time index: 35:45 (8:00 in UR-linked segment)
<http://www.youtube.com/watch?v=latZM6zi5IU&feature=Playlist&p=EA20B42EAE54782A&index=3>
- [141] Ibid, time index: 40:47 (3:00 in UR-linked segment)
<http://www.youtube.com/watch?v=dBIGTISqhiU&feature=Playlist&p=EA20B42EAE54782A&index=4>
- [142] Ibid, time index: 43:00 (5:15 in UR-linked segment)
<http://www.youtube.com/watch?v=dBIGTISqhiU&feature=Playlist&p=EA20B42EAE54782A&index=4>
- [143] Ibid, time index: 1:05:55(8:15 in UR-linked segment and continued in second UR-linked segment)
<http://www.youtube.com/watch?v=Q4ljk0qv9Ew&feature=Playlist&p=EA20B42EAE54782A&index=6>
<http://www.youtube.com/watch?v=ehOIYKXWOhU&feature=Playlist&p=EA20B42EAE54782A&index=7>

- [144] Marlo Lewis, *Policy Peril: Straight Talk About Global Warming* (video), Competitive Enterprise Institute, Washington D.C., July 17, 2009, time index 23:58
<http://ceiondemand.org/2009/07/17/policy-peril-global-warming/>
- [145] Michael Crichton, "Aliens cause global warming" (speech), California Institute of Technology, Pasadena, January 17, 2003
<http://www.michaelcrichton.net/speech-alienscauseglobalwarming.html>
- [146] 1. Leonid Klyashtorin, "Climate Change and Long-Term Fluctuations..." (abstract), Food and Agriculture Organization of the UN, Rome, 2001
http://www.fao.org/documents/pub_dett.asp?pub_id=61004&lang=en
2. "Chapter 2: Dynamics Of Climatic And Geophysical Indices"
<http://www.fao.org/docrep/005/Y2787E/y2787e03.htm#bm03>
- [147] David Douglas and John Christy, "A Climatology Conspiracy?" *American Thinker*, El Cerrito, December 27, 2009
http://www.americanthinker.com/2009/12/a_climatology_conspiracy.html
- [148] Joanne Nova, "The 800 year lag – graphed," *Jo Nova*, Perth, August 30, 2008
<http://joannenova.com.au/global-warming/ice-core-graph/>
- [149] Climategate Documentary, *Yleisradio* TV1, Helsinki, December 7, 2009, time index 1:39
<http://www.youtube.com/watch?v=YVDHbOu7Sq8&NR=1>
- [150] P.J. O'Rourke, *All the Trouble in the World*, Boston, 1994, pg. 167
http://books.google.com/books?id=Ouyr7shT8tsC&pg=PA167&lpg=PA167&dq=%22he+threat+of+a+new+ice+age+must+now+stand+alongside+nuclear+war%22+Nigel+calder&source=bl&ots=JEXyyYE5vs&sig=beQ07lpLnzXOqDg2E_vW62gGTXk&hl=en&ei=YH8-S6bhKY6mswPXI9HJBA&sa=X&oi=book_result&ct=result&resnum=1&ved=0CAcQ6AEwAA#v=onepage&q=%22he%20threat%20of%20a%20new%20ice%20age%20must%20now%20stand%20alongside%20nuclear%20war%22%20Nigel%20calder&f=false
- [151] Richard Lindzen, "Global Warming: The Origin and Nature of the Alleged Scientific Consensus," Cato Institute, Washington D.C., Spring 1992
<http://www.cato.org/pubs/regulation/regv15n2/reg15n2g.html>
- [152] "Right for 27 years: 1981 Hansen study finds warming trend that could raise sea levels," *Climate Progress*, Washington DC., August 27, 2008
<http://climateprogress.org/2008/08/27/right-for-27-years-1981-hansen-study-finds-warming-trend-that-could-raise-sea-levels/>
- [153] Joanne Nova, "CRU Data-Cooking: Recipe Exposed!" *Jo Nova*, November 30, 2009
<http://joannenova.com.au/2009/11/cru-data-cooking-recipe-exposed/>
- [154] 1. "Global Warming Petition Project FAQ," *Petitionproject.org*, Cave Junction, nd
http://www.petitionproject.org/frequently_asked_questions.php
2. "Qualifications of Signers," *Petitionproject.org*, Cave Junction, nd
http://www.petitionproject.org/qualifications_of_signers.php
- [155] Steve McIntyre, "Difference in Yamal Versions 'Not Insignificant,'" *Climate Audit*, Toronto, January 4, 2010
<http://climateaudit.org/2010/01/04/difference-in-yamal-versions-not-insignificant/>

- [156] Keith Briffa, "Annual climate variability in the Holocene: interpreting the message of ancient trees," *Quaternary Science Reviews*, Oxford, January 1, 2000
<http://post.queensu.ca/~biol527/Briffa%20and%20Keith%202000.pdf>
http://www.sciencedirect.com/science?_ob=ArticleURL&_udi=B6VBC-40378TB-8&_user=10&_rdoc=1&_fmt=&_orig=search&_sort=d&_docanchor=&view=c&_acct=C000050221&_version=1&_urlVersion=0&_userid=10&md5=1c920ab5c89ecd8ebf8f4bd564eddcde
- [157] Steve McIntyre, "The Euro Hockey Team and Yamal," *Climate Audit*, Toronto, October 27, 2006
<http://climateaudit.org/2006/10/27/the-euro-hockey-team-and-yamal/>
- [158] Steve McIntyre, "Fresh Data on Briffa's Yamal #1," *Climate Audit*, September 26, 2009
<http://climateaudit.org/2009/09/26/briffas-yamal-crack-cocaine-for-paleoclimatologists/>
- [159] Olive Crook, "More on Climategate," Clive Crook, *The Atlantic*, Washington D.C., November 30, 2009
http://clivecrook.theatlantic.com/archives/2009/11/more_on_climategate.php
- [160] Kenneth Green, "A Death Spiral for Climate Alarmism, Redux?" *Master Resource*, Houston, September 30, 2009
<http://masterresource.org/?p=5036>
- [161] "More Than 700 International Scientists Dissent..." U.S. Senate Committee on Environment & Public Works, Washington D.C., December 11, 2008
http://epw.senate.gov/public/index.cfm?FuseAction=Minority.Blogs&ContentRecord_id=2674E64F-802A-23AD-490B-BD9FAF4DCDB7
- [162] Patrick Michaels, "Sound and Fury: The Science and Politics of Global Warming," Cato Institute, Washington D.C., 1992, pg. 81-83
http://books.google.com/books?id=of7ImKM9XxwC&pg=PA26&lpg=PA26&dq=%22Sound+and+Fury%22+folland&source=bl&ots=jwrKektd4e&sig=C2iGmyspzxf2OZl0Bjfqm3BkvxE&hl=en&ei=wLFHS4Nag56yA9qifYP&sa=X&oi=book_result&ct=result&resnum=1&ved=0CAYQ6AEwAA#v=onepage&q=&f=false
- [163] "Quotes on Global Warming Theory," Association of British Drivers, Kenley, nd
<http://www.abd.org.uk/resources/quotes/gwt.htm>
- [164] Steve McIntyre, "Short Bio: Steven McIntyre," Toronto, nd
<http://www.uoguelph.ca/~rmckitri/research/stevebio.doc>
- [165] Ross McKittrick (curriculum vitae), University of Guelph, Guelph, nd
<http://www.uoguelph.ca/~rmckitri/cv.html>
- [166] Stephen Schneider (bio-sketch), Stanford University, Stanford, nd
<http://stephenschneider.stanford.edu/Biography/BioFrameset.html?http://stephenschneider.stanford.edu/Biography/Biography.html>
- [167] Patrick Courrielche, "Peer-to-Peer Review: How 'Climategate' Marks the Maturing of..." *Big Journalism*, Los Angeles, January, 2010
 1. <http://bigjournalism.com/pcourrielche/2010/01/08/peer-to-peer-review-how-climategate-marks-the-maturing-of-a-new-science-movement-part-i/>
 2. <http://bigjournalism.com/pcourrielche/2010/01/10/peer-to-peer-review-part-ii-how-climategate-marks-the-maturing-of-a-new-science-movement/>
 3. <http://bigjournalism.com/pcourrielche/2010/01/12/peer-to-peer-review-part-iii-how-climategate-marks-the-maturing-of-a-new-science-movement/>

- [168] "Primary United States Climate Centers Now Caught In Data Manipulation," KUSI News, San Diego, January 14, 2010
1. <http://www.kusi.com/weather/colemanscorner/81532492.html>
 2. <http://www.kusi.com/weather/colemanscorner/81559212.html>
 3. <http://wattsupwiththat.com/2010/01/14/john-colemans-hourlong-news-special-global-warming-the-other-side-now-online-all-five-parts-here/>
- [169] "Dexter Wright, "Climategate: How to Hide the Sun," *American Thinker*, El Cerrito, January 14, 2010
http://www.americanthinker.com/2010/01/climategate_how_to_hide_the_su.html
- [170] Wendy Franz, "The Development of an International Agenda for Climate Change," IIASA Interim Report, Laxenberg, September, 1997
<http://www.iiasa.ac.at/Admin/PUB/Documents/IR-97-034.pdf>
- [171] Joseph D'Aleo, "Climategate: Leaked Emails Inspired Data Analyses..." (preliminary introduction), *Science & Public Policy Institute*, Haymarket, 2010
<http://icecap.us/images/uploads/NOAAroleinclimategate.pdf>
- [172] 1. "GHCN Database Adjustments," *Save Capitalism*, December 2, 2009
<http://savecapitalism.wordpress.com/2009/12/02/ghcn-database-adjustments/>
2. "GHCN and Adjustment Trends," *Save Capitalism*, December 12, 2009
<http://statpad.wordpress.com/2009/12/12/ghcn-and-adjustment-trends/>
3. Jeff Id, "CRU #2 – Why we look at data and code," *The Air Vent*, December 30, 2009
<http://noconsensus.wordpress.com/2009/12/30/cru-2-why-we-look-at-data-and-code/>
4. E.M. Smith, "GHCN -- GISTemp Interactions --The Bolivia Effect," *Musings from the Chiefio*, January 8, 2010
<http://chiefio.wordpress.com/2010/01/08/ghcn-gistemp-interactions-the-bolivia-effect/g>
- [173] 1. Joseph D'Aleo, "2008 Coldest Year Since 2000 and Clearly Not a Top Ten Warmest Year," *Icecap*, Hudson, January 11, 2009 (source graph re-colored)
http://icecap.us/index.php/go/joes-blog/2008_coldest_year_since_2000_and_clearly_not_a_top_ten_warmest_year/
2. Ross McKittrick, "The Graph of Temperature vs. Number of Stations", University of Guelph, Guelph, nd
<http://www.uoguelph.ca/~rmckitri/research/nvst.html>
- [174] 1. Jonathan Leake, Chris Hastings, "World misled over Himalayan glacier meltdown," *Sunday Times*, London, January 17, 2010
<http://www.timesonline.co.uk/tol/news/environment/article6991177.ece>
2. "Sifting climate facts from speculation," *New Scientist*, London, January 13, 2010
<http://www.newscientist.com/article/mg20527432.800-sifting-climate-facts-from-speculation.html>